



电缆桥架系列

江苏中昱电气有限公司
JIANGSU ZHONGYU ELECTRICAL CO., LTD.

企业简介

江苏中昱电气有限公司位于风景秀丽、物产丰富的江南古镇江东郊的扬子江畔—扬中市，常泰高速由泰州长江大桥将京沪高速和沪宁高速在扬中连贯，西靠南京机场，南接常州机场和上海虹桥机场，交通十分便利。

公司占地面积 32000 平方余米，建筑面积 18000 平方米，拥有一支从事产品研发、设计、制造的技术队伍，工程技术人员占职工总数的 30%，技术力量雄厚；固定资产 2500 余万元，拥有 10 余台套先进的进口或国产数控加工设备，是镇江市机械工业系统重点骨干企业、江苏省文明单位、原机械部、原化学工业部重点企业、江苏明星企业、江苏省重合同守信用企业、江苏 AAA 级信用企业。

公司主要产品有：高低压开关柜、全系列全品种母线槽、地面内金属线槽、全系列全品种电缆桥架、仪表管阀件、防爆电器等。

公司始终坚持技术领先、质量第一，以诚取信、以人为本，俱荣同生、合作共赢原则，组织优势资源，建立和完善质量体系，以全球化的视野和高效的管理赢得了国内外市场信赖。其中：高低压开关柜、母线槽通过了国际标准验收。高低压开关柜、母线槽和电缆桥架曾被国家体育场、上海世博会、首都国际机场、全国人大办公楼、北京地铁、十三陵水库储备电厂、上海世界贸易大厦及多家电力、化工、冶金、交通、建材、市政、新能源等重点工程选用，在用户心目中树立了高品质的形象。

公司恪守“用心管理，精心制造，放心使用，热心服务”的质量方针，坚持技术领先、质量第一，以诚取信、以人为本，俱荣同生、合作共赢原则，与客户共同发展，共创辉煌！

本公司竭诚欢迎海内外朋友光临合作！

目

录

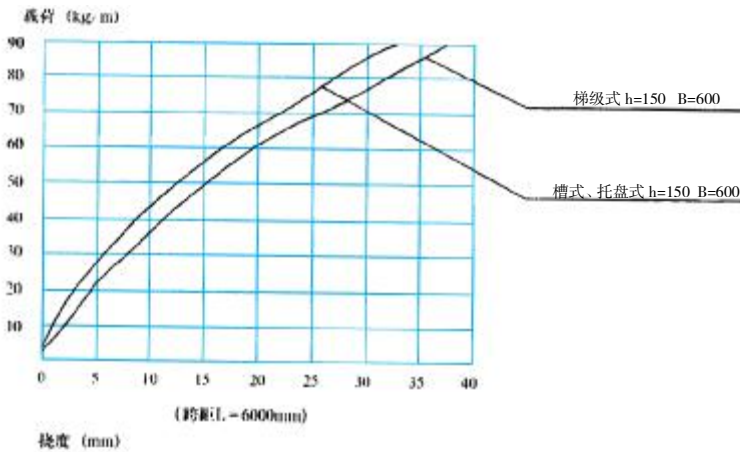
Table of Content

| | |
|--|----|
| XQJ大跨距桥架 Longspan Cable Tray | 1 |
| XQJ梯级式电缆桥架 Ladder Type | 5 |
| XQJ托盘式电缆桥架 Tray Type | 10 |
| XQJ槽式电缆桥架 Channel Tray | 15 |
| 组合式电缆桥架 Combination Type | 24 |
| TPC 附件 Accessories | 30 |
| 铝合金电缆桥架 Al-allay Type | 33 |
| 防火电缆桥架 Fire Retarding FRP Support | 53 |
| 阻燃玻璃钢桥架 Fire Retarding FRP Support | 65 |
| 竖井桥架 Shafts | 72 |
| 钢网式电缆桥架 Steel Mesh Reinforcement Cable Tray | 79 |
| 支架 Supports | 85 |
| 固定件及配件 The Fixed Fittings | 93 |

大跨距电缆汇线桥架 Cable for combination with large spans XQJ-DJ

槽式、托盘式、梯级式载荷曲线
(A型)

Load diagram of Channel-type, tray-type and ladder-type
(A type)

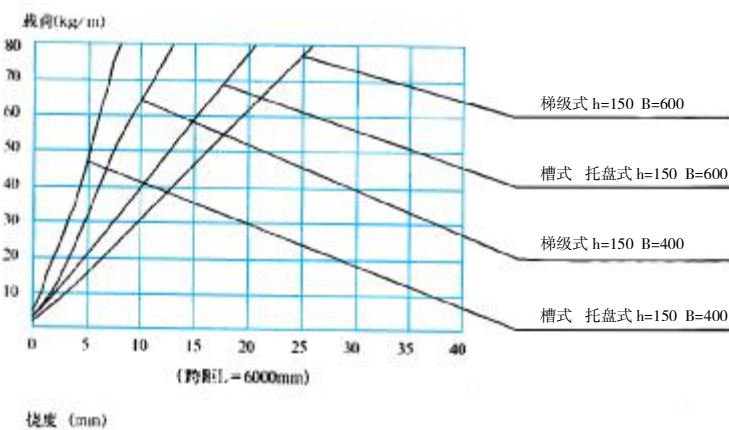


DJ 大跨距电缆汇线桥架可分为梯级式、托盘式、槽式，分别用 T、P、C 表示。支撑间距(6mm，当跨距)6mm 时可接受特殊定货。

DJ Cables for combination with larger spans can be divided into ladder-type tray-type and channel type, which can be represented by T, P, C separately. When the supporting span is 6mm, you can receive special order.

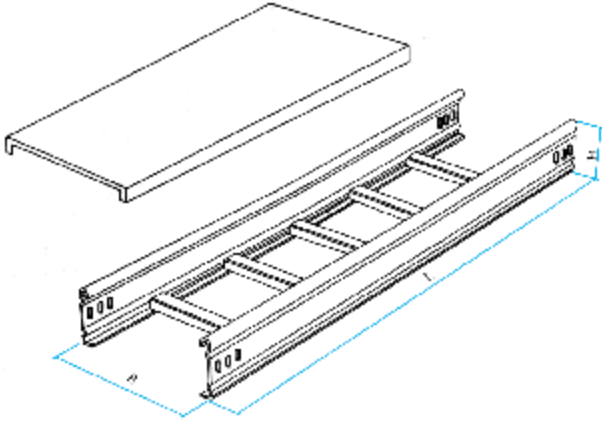
槽式、托盘式、梯级式载荷曲线
(B型)

Load diagram of Channel-type, tray-type and ladder-type
(B type)



DJ 型梯级式大跨距电缆桥架
Ladder Type Long Span Cable Tray Model DJ
(A 型)

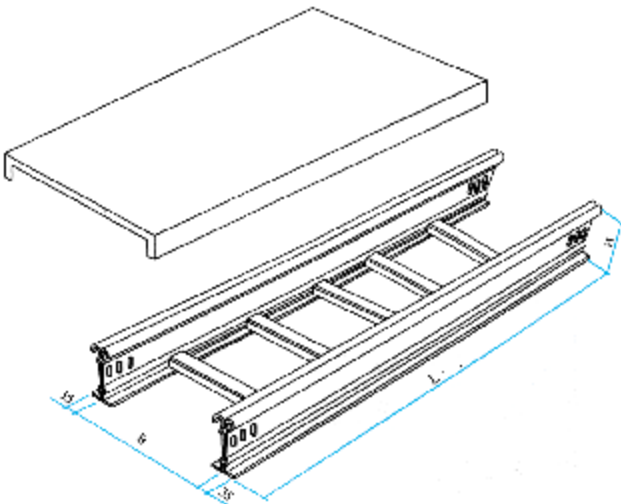
注:需配护罩时请注明,配套扣锁价格另计。
Note:The price of locks is exclusive.



| 型号 Model | 宽度 B | 高度 H | 重量 kg/节 L=6000mm | 护罩 Cover |
|-------------|---------|---------|---------------------|-------------|
| DJ-T-A-6-2 | 200 | 60 | 43.34 | 10.47 |
| DJ-T-A-6-3 | 300 | | 50.38 | 17.59 |
| DJ-T-A-6-4 | 400 | | 61.80 | 26.27 |
| DJ-T-A-6-5 | 500 | | 68.91 | 32.21 |
| DJ-T-A-6-6 | 600 | | 72.70 | 45.81 |
| DJ-T-A-10-2 | 200 | | 100 | 46.86 |
| DJ-T-A-10-3 | 300 | 48.21 | | 17.59 |
| DJ-T-A-10-4 | 400 | 71.18 | | 26.27 |
| DJ-T-A-10-5 | 500 | 77.72 | | 32.21 |
| DJ-T-A-10-6 | 600 | 84.25 | | 45.81 |
| DJ-T-A-15-2 | 200 | 150 | | 64.60 |
| DJ-T-A-15-3 | 300 | | 72.90 | 17.59 |
| DJ-T-A-15-4 | 400 | | 86.73 | 26.27 |
| DJ-T-A-15-5 | 500 | | 93.26 | 32.21 |
| DJ-T-A-15-6 | 600 | | 99.79 | 45.81 |
| DJ-T-A-20-2 | 200 | | 200 | 85.58 |
| DJ-T-A-20-3 | 300 | 8.87 | | 17.59 |
| DJ-T-A-20-4 | 400 | 92.36 | | 26.27 |
| DJ-T-A-20-5 | 500 | 96.28 | | 32.21 |
| DJ-T-A-20-6 | 600 | 108.55 | | 45.81 |
| DJ-T-A-20-8 | 800 | 117.18 | | 60.06 |

DJ 型梯级式大跨距电缆桥架
Ladder Type Long Span Cable Tray Model DJ
(B 型)

注:需配护罩时请注明,配套扣锁价格另计。
Note:The price of locks is exclusive.



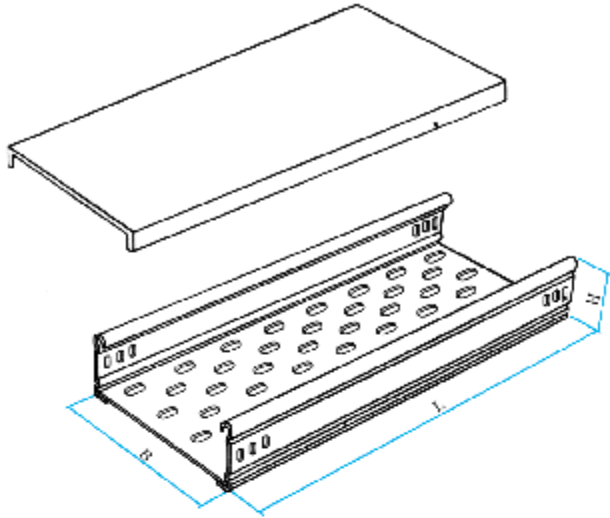
| 型号 Model | 宽度 B | 高度 H | 重量 kg/节 L=6000mm | 护罩 Cover |
|-------------|---------|---------|---------------------|-------------|
| DJ-T-B-6-2 | 200 | 60 | 85.67 | 10.47 |
| DJ-T-B-6-3 | 300 | | 88.31 | 17.59 |
| DJ-T-B-6-4 | 400 | | 101.64 | 26.27 |
| DJ-T-B-6-5 | 500 | | 108.17 | 32.21 |
| DJ-T-B-6-6 | 600 | | 114.71 | 45.81 |
| DJ-T-B-10-2 | 200 | | 100 | 106.39 |
| DJ-T-B-10-3 | 300 | 109.03 | | 17.59 |
| DJ-T-B-10-4 | 400 | 122.36 | | 26.27 |
| DJ-T-B-10-5 | 500 | 128.90 | | 32.21 |
| DJ-T-B-10-6 | 600 | 135.43 | | 45.81 |
| DJ-T-B-15-2 | 200 | 150 | | 127.98 |
| DJ-T-B-15-3 | 300 | | 158.09 | 17.59 |
| DJ-T-B-15-4 | 400 | | 177.43 | 26.27 |
| DJ-T-B-15-5 | 500 | | 186.90 | 32.21 |
| DJ-T-B-15-6 | 600 | | 196.38 | 45.81 |
| DJ-T-B-20-2 | 200 | | 200 | 153.88 |
| DJ-T-B-20-3 | 300 | 158.47 | | 17.59 |
| DJ-T-B-20-4 | 400 | 195.92 | | 26.27 |
| DJ-T-B-20-5 | 500 | 217.70 | | 32.21 |
| DJ-T-B-20-6 | 600 | 239.42 | | 45.81 |
| DJ-T-B-20-8 | 800 | 246.35 | | 60.06 |

大跨距桥架

Longspan Cable Tray

DJ 型托盘式大跨距电缆桥架
Tray Type Long Span Cable Tray Model DJ
(A 型)

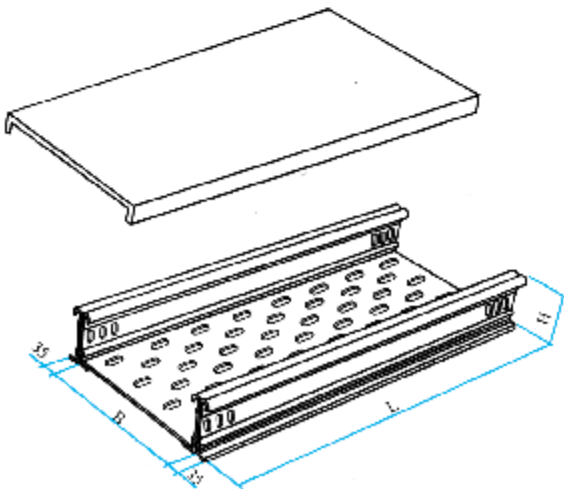
注:需配护罩时请注明,配套扣锁价格另计。
Note:The price of locks is exclusive.



| 型号 Model | 宽度 B | 高度 H | 重量 kg/节 L=6000mm | 护罩 Cover |
|-------------|---------|---------|---------------------|-------------|
| DJ-P-A-6-2 | 200 | 60 | 98.89 | 10.47 |
| DJ-P-A-6-3 | 300 | | 109.24 | 17.59 |
| DJ-P-A-6-4 | 400 | | 146.71 | 26.27 |
| DJ-P-A-6-5 | 500 | | 168.48 | 32.21 |
| DJ-P-A-6-6 | 600 | | 190.25 | 45.81 |
| DJ-P-A-10-2 | 200 | | 100 | 109.25 |
| DJ-P-A-10-3 | 300 | 119.61 | | 17.59 |
| DJ-P-A-10-4 | 400 | 164.24 | | 26.27 |
| DJ-P-A-10-5 | 500 | 182.59 | | 32.21 |
| DJ-P-A-10-6 | 600 | 203.38 | | 45.81 |
| DJ-P-A-15-2 | 200 | 150 | | 119.61 |
| DJ-P-A-15-3 | 300 | | 135.56 | 17.59 |
| DJ-P-A-15-4 | 400 | | 190.15 | 26.27 |
| DJ-P-A-15-5 | 500 | | 208.49 | 32.21 |
| DJ-P-A-15-6 | 600 | | 229.58 | 45.81 |
| DJ-P-A-20-2 | 200 | | 200 | 136.46 |
| DJ-P-A-20-3 | 300 | 152.06 | | 17.59 |
| DJ-P-A-20-4 | 400 | 207.00 | | 26.27 |
| DJ-P-A-20-5 | 500 | 228.65 | | 32.21 |
| DJ-P-A-20-6 | 600 | 246.43 | | 45.81 |
| DJ-P-A-20-8 | 800 | 266.46 | | 60.06 |

DJ 型托盘式大跨距电缆桥架
Tray Type Long Span Cable Tray Model DJ
(B 型)

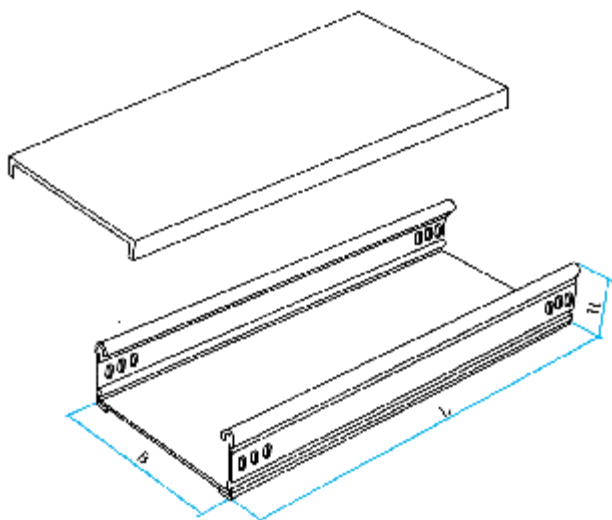
注:需配护罩时请注明,配套扣锁价格另计。
Note:The price of locks is exclusive.



| 型号 Model | 宽度 B | 高度 H | 重量 kg/节 L=6000mm | 护罩 Cover |
|-------------|---------|---------|---------------------|-------------|
| DJ-P-B-6-2 | 200 | 60 | 114.51 | 10.47 |
| DJ-P-B-6-3 | 300 | | 131.56 | 17.59 |
| DJ-P-B-6-4 | 400 | | 182.25 | 26.27 |
| DJ-P-B-6-5 | 500 | | 203.06 | 32.21 |
| DJ-P-B-6-6 | 600 | | 223.41 | 45.81 |
| DJ-P-B-10-2 | 200 | | 100 | 134.05 |
| DJ-P-B-10-3 | 300 | 182.42 | | 17.59 |
| DJ-P-B-10-4 | 400 | 225.79 | | 26.27 |
| DJ-P-B-10-5 | 500 | 244.13 | | 32.21 |
| DJ-P-B-10-6 | 600 | 265.22 | | 45.81 |
| DJ-P-B-15-2 | 200 | 150 | | 188.08 |
| DJ-P-B-15-3 | 300 | | 222.82 | 17.59 |
| DJ-P-B-15-4 | 400 | | 262.49 | 26.27 |
| DJ-P-B-15-5 | 500 | | 283.23 | 32.21 |
| DJ-P-B-15-6 | 600 | | 306.15 | 45.81 |
| DJ-P-B-20-2 | 200 | | 200 | 205.35 |
| DJ-P-B-20-3 | 300 | 240.89 | | 17.59 |
| DJ-P-B-20-4 | 400 | 290.13 | | 26.27 |
| DJ-P-B-20-5 | 500 | 310.86 | | 32.21 |
| DJ-P-B-20-6 | 600 | 331.58 | | 45.81 |
| DJ-P-B-20-8 | 800 | 373.03 | | 60.06 |

DJ 型槽式大跨距电缆桥架
Channel Type Long Span Cable Tray Model DJ
(A 型)

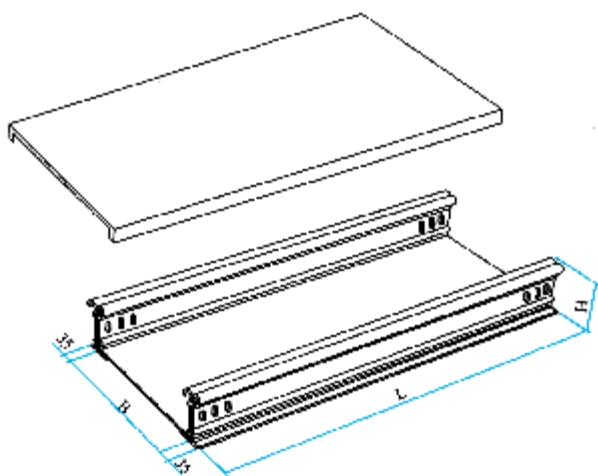
注:需配护罩时请注明,配套扣锁价格另计。
Note:The price of locks is exclusive.



| 型号 Model | 宽度 B | 高度 H | 重量 kg/节 L=6000mm | 护罩 Cover |
|-------------|---------|---------|---------------------|-------------|
| DJ-C-A-6-2 | 200 | 60 | 98.89 | 10.47 |
| DJ-C-A-6-3 | 300 | | 109.24 | 17.59 |
| DJ-C-A-6-4 | 400 | | 146.71 | 26.27 |
| DJ-C-A-6-5 | 500 | | 168.48 | 32.21 |
| DJ-C-A-6-6 | 600 | | 190.25 | 45.81 |
| DJ-C-A-10-2 | 200 | | 100 | 109.25 |
| DJ-C-A-10-3 | 300 | 119.61 | | 17.59 |
| DJ-C-A-10-4 | 400 | 164.24 | | 26.27 |
| DJ-C-A-10-5 | 500 | 182.59 | | 32.21 |
| DJ-C-A-10-6 | 600 | 203.38 | | 45.81 |
| DJ-C-A-15-2 | 200 | 150 | | 119.61 |
| DJ-C-A-15-3 | 300 | | 135.56 | 17.59 |
| DJ-C-A-15-4 | 400 | | 190.15 | 26.27 |
| DJ-C-A-15-5 | 500 | | 208.49 | 32.21 |
| DJ-C-A-15-6 | 600 | | 229.58 | 45.81 |
| DJ-C-A-20-2 | 200 | | 200 | 136.46 |
| DJ-C-A-20-3 | 300 | 152.06 | | 17.59 |
| DJ-C-A-20-4 | 400 | 207.00 | | 26.27 |
| DJ-C-A-20-5 | 500 | 228.65 | | 32.21 |
| DJ-C-A-20-6 | 600 | 246.43 | | 45.81 |
| DJ-C-A-20-8 | 800 | 266.46 | | 60.06 |

DJ 型槽式大跨距电缆桥架
Channel Type Long Span Cable Tray Model DJ
(B 型)

注:需配护罩时请注明,配套扣锁价格另计。
Note:The price of locks is exclusive.



| 型号 Model | 宽度 B | 高度 H | 重量 kg/节 L=6000mm | 护罩 Cover |
|-------------|---------|---------|---------------------|-------------|
| DJ-C-B-6-2 | 200 | 60 | 114.51 | 10.47 |
| DJ-C-B-6-3 | 300 | | 131.56 | 17.59 |
| DJ-C-B-6-4 | 400 | | 182.25 | 26.27 |
| DJ-C-B-6-5 | 500 | | 203.06 | 32.21 |
| DJ-C-B-6-6 | 600 | | 223.41 | 45.81 |
| DJ-C-B-10-2 | 200 | | 100 | 134.05 |
| DJ-C-B-10-3 | 300 | 182.42 | | 17.59 |
| DJ-C-B-10-4 | 400 | 225.79 | | 26.27 |
| DJ-C-B-10-5 | 500 | 244.13 | | 32.21 |
| DJ-C-B-10-6 | 600 | 265.22 | | 45.81 |
| DJ-C-B-15-2 | 200 | 150 | | 188.08 |
| DJ-C-B-15-3 | 300 | | 222.82 | 17.59 |
| DJ-C-B-15-4 | 400 | | 262.49 | 26.27 |
| DJ-C-B-15-5 | 500 | | 283.23 | 32.21 |
| DJ-C-B-15-6 | 600 | | 306.15 | 45.81 |
| DJ-C-B-20-2 | 200 | | 200 | 205.35 |
| DJ-C-B-20-3 | 300 | 240.89 | | 17.59 |
| DJ-C-B-20-4 | 400 | 290.13 | | 26.27 |
| DJ-C-B-20-5 | 500 | 310.86 | | 32.21 |
| DJ-C-B-20-6 | 600 | 331.58 | | 45.81 |
| DJ-C-B-20-8 | 800 | 373.03 | | 60.06 |

梯级式电缆桥架

Ladder-type Cable

XQJ-T₁

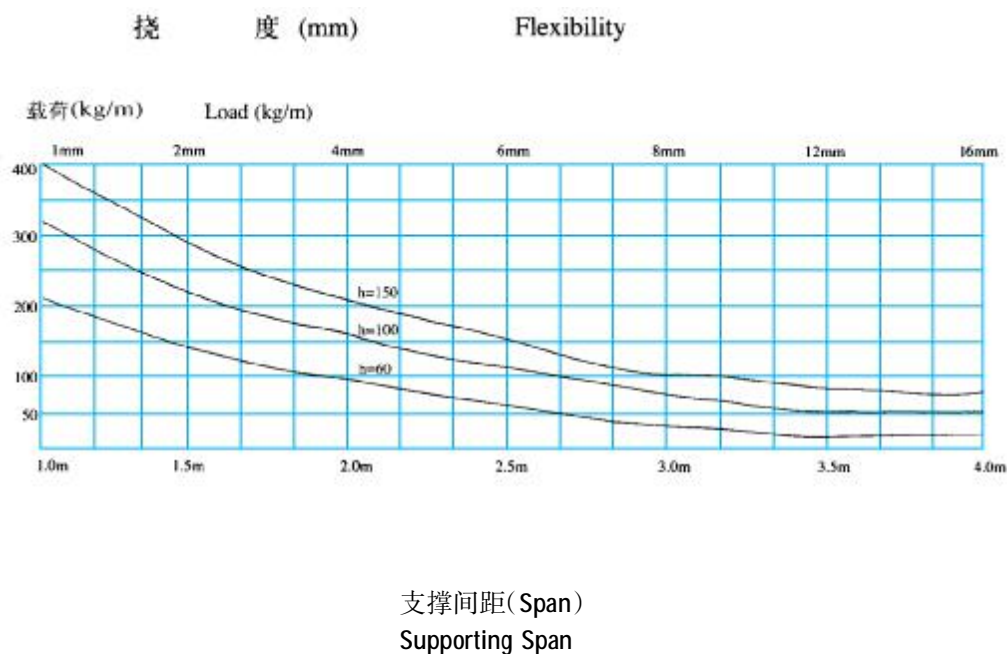
XQJ-T₁ 型梯级式电缆桥架具有重量轻、成本低、造型别具、安装方便、散热、透气性好等优点。它适用于一般直径较大电缆的敷设,特别适用于高、低压动力电缆的敷设。

XQJ-T₁ type of cables has such advantages as light weight, Low cost, special modelling, convenient installation and good cooling and ventilation.

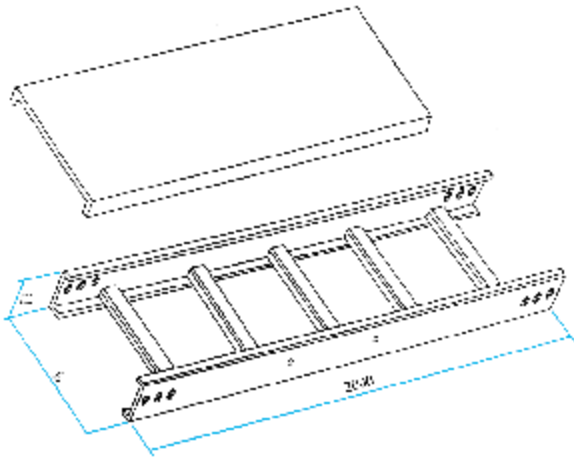
It is suitable for the laying of the cables with bigger diameter, especially suitable for the Laying of the power cables with high or Low voltage.

梯级式电缆桥架在不同跨距下最大允许均布载荷曲线图

The diagram of the maximumly-permitted uniform Load of Ladder-type cable under different spans



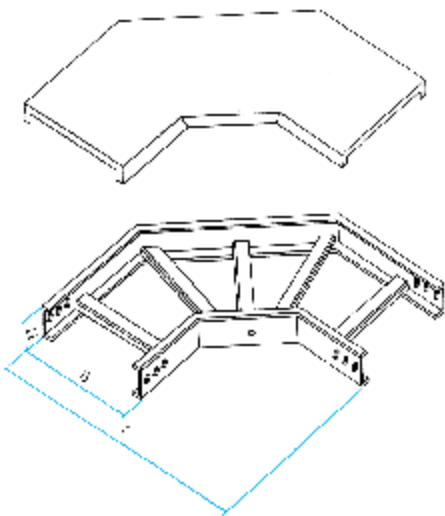
梯级式直通桥架 XQJ-T1-01
Ladder Type Straight Cable Tray Model XQJ-T1-01



| 型号 Model | 宽度 B | 高度 H | 重量 kg Weight | 护罩 Cover | 备注 Remark |
|-------------|---------|---------|-----------------|-------------|-------------------------------------|
| T1-01-6-2 | 200 | 60 | 12.29 | 8.05 | 当 H=60 H=100 时 每端各 6 只 连接孔 |
| T1-01-10-2 | | 100 | 19.15 | | |
| T1-01-15-2 | | 150 | 28.50 | | |
| T1-01-6-3 | 300 | 60 | 13.81 | 13.53 | |
| T1-01-10-3 | | 100 | 20.43 | | |
| T1-01-15-3 | | 150 | 29.78 | | |
| T1-01-6-4 | 400 | 60 | 20.57 | 21.89 | |
| T1-01-10-4 | | 100 | 24.99 | | |
| T1-01-15-4 | | 150 | 31.04 | | |
| T1-01-6-5 | 500 | 60 | 22.97 | 26.84 | |
| T1-01-10-5 | | 100 | 26.27 | | |
| T1-01-15-5 | | 150 | 32.32 | | |
| T1-01-6-6 | 600 | 60 | 24.24 | 38.17 | 当 H=150 时,每端各 12 只连接孔 |
| T1-01-10-6 | | 100 | 27.53 | | |
| T1-01-15-6 | | 150 | 33.58 | | |
| T1-01-6-8 | 800 | 60 | 27.88 | 50.05 | |
| T1-01-10-8 | | 100 | 30.08 | | |
| T1-01-15-8 | | 150 | 36.12 | | |

注:需配护罩时请注明,配套扣锁价格另计。
Note:The price of locks is exclusive.

梯级式水平弯通 XQJ-T1-02
Ladder Type Horizontal Elbow Joint Cable Tray Model XQJ-T1-02



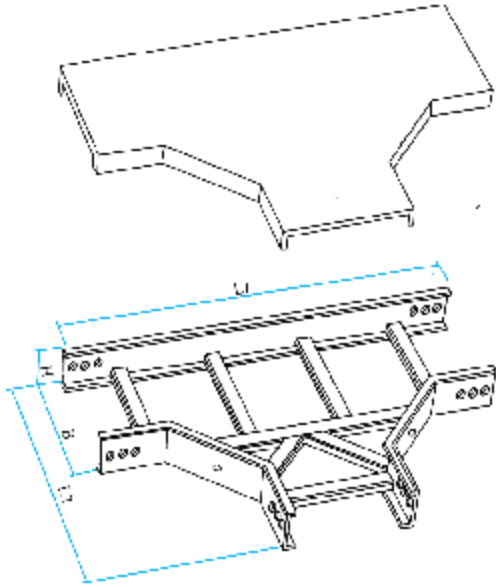
| 型号 Model | 宽度 B | 高度 H | L | 重量 kg Weight | 护罩 Cover | 备注 Remark |
|-------------|---------|---------|------|-----------------|-------------|-------------------------------------|
| T1-02-6-2 | 200 | 60 | 500 | 6.48 | 3.96 | 当 H=60 H=100 时 每端各 6 只 连接孔 |
| T1-02-10-2 | | 100 | | 7.66 | | |
| T1-02-15-2 | | 150 | | 13.2 | | |
| T1-02-6-3 | 300 | 60 | 600 | 8.21 | 6.14 | |
| T1-02-10-3 | | 100 | | 9.53 | | |
| T1-02-15-3 | | 150 | | 16.45 | | |
| T1-02-6-4 | 400 | 60 | 700 | 8.7 | 11.50 | |
| T1-02-10-4 | | 100 | | 10.74 | | |
| T1-02-15-4 | | 150 | | 18.39 | | |
| T1-02-6-5 | 500 | 60 | 800 | 11.58 | 15.27 | |
| T1-02-10-5 | | 100 | | 13.37 | | |
| T1-02-15-5 | | 150 | | 21.34 | | |
| T1-02-6-6 | 600 | 60 | 900 | 13.42 | 21.28 | 当 H=150 时,每端各 12 只连接孔 |
| T1-02-10-6 | | 100 | | 16.06 | | |
| T1-02-15-6 | | 150 | | 23.54 | | |
| T1-02-6-8 | 800 | 60 | 1100 | 16.34 | 32.72 | |
| T1-02-10-8 | | 100 | | 17.88 | | |
| T1-02-15-8 | | 150 | | 27.94 | | |

注:需配护罩时请注明,配套扣锁价格另计。
Note:The price of locks is exclusive.

梯级式桥架

Ladder Tray

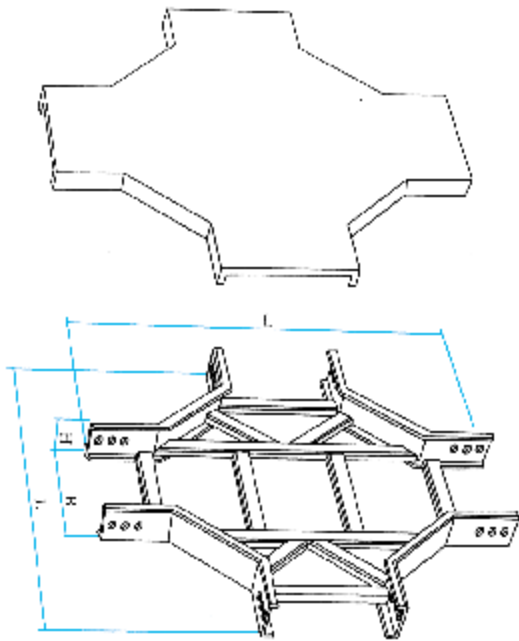
梯级式水平三通 XQJ-T1-03
Ladder Type Horizontal T-joint Cable Tray Model XQJ-T1-03



| 型号 Model | 宽度 B | 高度 H | L1 | L2 | 重量 kg Weight | 护罩 Cover | 备注 Remark | |
|-------------|---------|---------|------|------|-----------------|-------------|-------------------------------------|---------------------------------|
| T1-03-6-2 | 200 | 60 | 800 | 500 | 9.36 | 7.08 | 当 H=60 H=100 时 每端各 6 只 连接孔 | |
| T1-03-10-2 | | 100 | | | 12.45 | | | |
| T1-03-15-2 | | 150 | | | 20.94 | | | |
| T1-03-6-3 | 300 | 60 | 900 | 600 | 11.2 | 10.34 | | |
| T1-03-10-3 | | 100 | | | 14.6 | | | |
| T1-03-15-3 | | 150 | | | 23.67 | | | |
| T1-03-6-4 | 400 | 60 | 1000 | 700 | 13.14 | 19.54 | | |
| T1-03-10-4 | | 100 | | | 16.8 | | | |
| T1-03-15-4 | | 150 | | | 26.6 | | | |
| T1-03-6-5 | 500 | 60 | 1100 | 800 | 15.36 | 24.41 | | |
| T1-03-10-5 | | 100 | | | 19.4 | | | |
| T1-03-15-5 | | 150 | | | 29.6 | | | |
| T1-03-6-6 | 600 | 60 | 1200 | 900 | 17.69 | 32.57 | | 当 H=150 时,每端各 12 只连接 孔 |
| T1-03-10-6 | | 100 | | | 21.96 | | | |
| T1-03-15-6 | | 150 | | | 32.82 | | | |
| T1-03-6-8 | 800 | 60 | 1400 | 1100 | 22.83 | 44.00 | | |
| T1-03-10-8 | | 100 | | | 27.6 | | | |
| T1-03-15-8 | | 150 | | | 39.75 | | | |

注:需配护罩时请注明,配套扣锁价格另计。
Note:The price of locks is exclusive.

梯级式水平四通 XQJ-T1-04
Ladder Type Horizontal Cross Cable Tray Model XQJ-T1-04

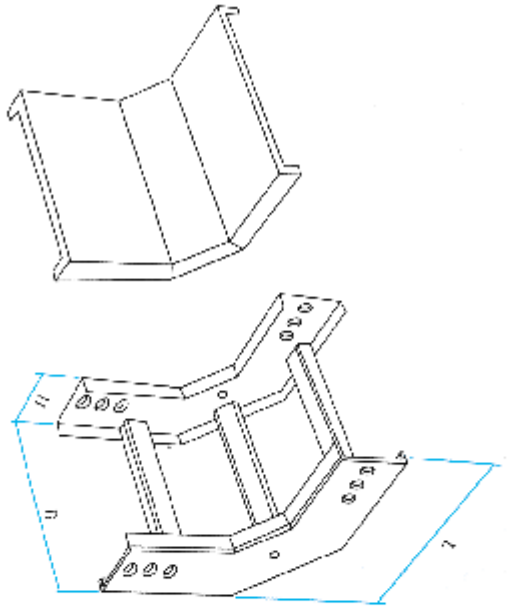


| 型号 Model | 宽度 B | 高度 H | L | 重量 kg Weight | 护罩 Cover | 备注 Remark | |
|-------------|---------|---------|------|-----------------|-------------|-------------------------------------|---------------------------------|
| T1-04-6-2 | 200 | 60 | 800 | 10.05 | 10.24 | 当 H=60 H=100 时 每端各 6 只 连接孔 | |
| T1-04-10-2 | | 100 | | 13.9 | | | |
| T1-04-15-2 | | 150 | | 22.5 | | | |
| T1-04-6-3 | 300 | 60 | 900 | 13.45 | 13.57 | | |
| T1-04-10-3 | | 100 | | 17.50 | | | |
| T1-04-15-3 | | 150 | | 28.41 | | | |
| T1-04-6-4 | 400 | 60 | 1000 | 15.8 | 24.06 | | |
| T1-04-10-4 | | 100 | | 20.28 | | | |
| T1-04-15-4 | | 150 | | 31.8 | | | |
| T1-04-6-5 | 500 | 60 | 1100 | 18.4 | 30.51 | | |
| T1-04-10-5 | | 100 | | 23.2 | | | |
| T1-04-15-5 | | 150 | | 35.5 | | | |
| T1-04-6-6 | 600 | 60 | 1200 | 21.2 | 33.76 | | 当 H=150 时,每端各 12 只连接 孔 |
| T1-04-10-6 | | 100 | | 26.4 | | | |
| T1-04-15-6 | | 150 | | 39.3 | | | |
| T1-04-6-8 | 800 | 60 | 1400 | 27.4 | 53.01 | | |
| T1-04-10-8 | | 100 | | 33.2 | | | |
| T1-04-15-8 | | 150 | | 47.7 | | | |

注:需配护罩时请注明,配套扣锁价格另计。
Note:The price of locks is exclusive.

梯级式垂直凹弯通 XQJ-T1-05A

Ladder Type Horizontal Concave Elbow Joint Cable Tray Model XQJ-T1-05A



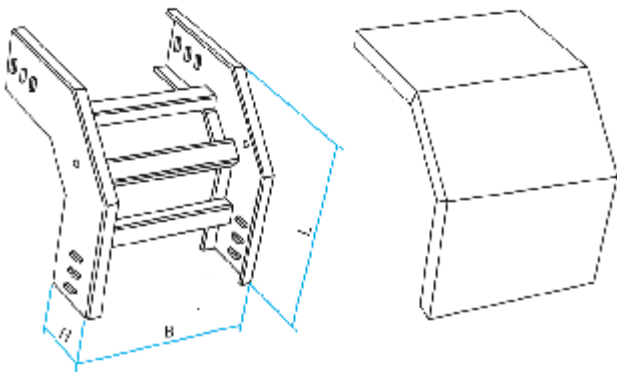
| 型号 Model | 宽度 B | 高度 H | L | 重量 kg Weight | 护罩 Cover | 备注 Remark |
|-------------|---------|---------|-----|-----------------|-------------|-------------------------------------|
| T1-05A-6-2 | 200 | 60 | 360 | 5.31 | 3.18 | 当 H=60 H=100 时 每端各 6 只 连接孔 |
| T1-05A-10-2 | | 100 | 400 | 6.85 | | |
| T1-05A-15-2 | | 150 | 550 | 10.9 | | |
| T1-05A-6-3 | 300 | 60 | 360 | 6.36 | 4.49 | |
| T1-05A-10-3 | | 100 | 400 | 7.9 | | |
| T1-05A-15-3 | | 150 | 550 | 11.98 | | |
| T1-05A-6-4 | 400 | 60 | 360 | 7.41 | 7.76 | |
| T1-05A-10-4 | | 100 | 400 | 8.96 | | |
| T1-05A-15-4 | | 150 | 550 | 13 | | |
| T1-05A-6-5 | 500 | 60 | 360 | 8.46 | 9.53 | |
| T1-05A-10-5 | | 100 | 400 | 10 | | |
| T1-05A-15-5 | | 150 | 550 | 14.08 | | |
| T1-05A-6-6 | 600 | 60 | 360 | 9.51 | 11.41 | 当 H=150 时,每端各 12 只连接孔 |
| T1-05A-10-6 | | 100 | 400 | 11.01 | | |
| T1-05A-15-6 | | 150 | 550 | 15.14 | | |
| T1-05A-6-8 | 800 | 60 | 360 | 11.61 | 14.78 | |
| T1-05A-10-8 | | 100 | 400 | 13.16 | | |
| T1-05A-15-8 | | 150 | 550 | 17.24 | | |

注:需配护罩时请注明,配套扣锁价格另计。

Note:The price of locks is exclusive.

梯级式垂直凸弯通 XQJ-T1-05B

Ladder Type Vertical Elbow Joint Cable Tray Model XQJ-T1-05B



| 型号 Model | 宽度 B | 高度 H | L | 重量 kg Weight | 护罩 Cover | 备注 Remark |
|-------------|---------|---------|-----|-----------------|-------------|-------------------------------------|
| T1-05B-6-2 | 200 | 60 | 360 | 5.31 | 4.26 | 当 H=60 H=100 时 每端各 6 只 连接孔 |
| T1-05B-10-2 | | 100 | 400 | 6.85 | | |
| T1-05B-15-2 | | 150 | 550 | 10.9 | | |
| T1-05B-6-3 | 300 | 60 | 360 | 6.36 | 6.03 | |
| T1-05B-10-3 | | 100 | 400 | 7.9 | | |
| T1-05B-15-3 | | 150 | 550 | 11.98 | | |
| T1-05B-6-4 | 400 | 60 | 360 | 7.41 | 10.30 | |
| T1-05B-10-4 | | 100 | 400 | 8.96 | | |
| T1-05B-15-4 | | 150 | 550 | 13 | | |
| T1-05B-6-5 | 500 | 60 | 360 | 8.46 | 12.64 | |
| T1-05B-10-5 | | 100 | 400 | 10 | | |
| T1-05B-15-5 | | 150 | 550 | 14.08 | | |
| T1-05B-6-6 | 600 | 60 | 360 | 9.51 | 16.01 | 当 H=150 时,每端各 12 只连接孔 |
| T1-05B-10-6 | | 100 | 400 | 11.01 | | |
| T1-05B-15-6 | | 150 | 550 | 15.14 | | |
| T1-05B-6-8 | 800 | 60 | 360 | 11.61 | 20.78 | |
| T1-05B-10-8 | | 100 | 400 | 13.16 | | |
| T1-05B-15-8 | | 150 | 550 | 17.24 | | |

注:需配护罩时请注明,配套扣锁价格另计。

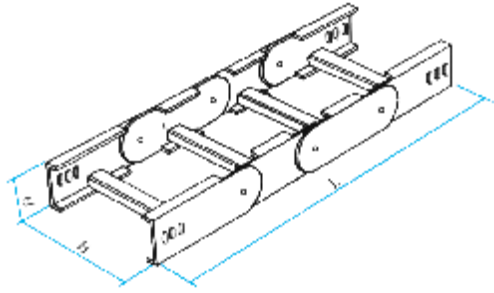
Note:The price of locks is exclusive.

梯级式桥架

Ladder Tray

梯级式垂直转动弯通 XQJ-T1-05C

Ladder Type Vertical Turn Elbow Joint Cable Tray Model XQJ-T1-05C



| 型号 Model | 宽度 B | 高度 H | L | 重量 kg Weight | 护罩 Cover | 备注 Remark | |
|-------------|---------|---------|------|-----------------|-------------|-------------------------------------|-----------------------------|
| T1-05C-6-2 | 200 | 60 | 780 | 7.17 | 3.77 | 当 H=60 H=100 时 每端各 6 只 连接孔 | |
| T1-05C-10-2 | | 100 | 900 | 11.28 | 4.35 | | |
| T1-05C-15-2 | | 150 | 1050 | 19.77 | 5.07 | | |
| T1-05C-6-3 | 300 | 60 | 780 | 9.37 | 6.33 | | |
| T1-05C-10-3 | | 100 | 900 | 12.19 | 7.31 | | |
| T1-05C-15-3 | | 150 | 1050 | 20.45 | 8.53 | | |
| T1-05C-6-4 | 400 | 60 | 780 | 8.15 | 10.25 | | 当 H=150 时,每端各 12 只连接孔 |
| T1-05C-10-4 | | 100 | 900 | 12.32 | 11.82 | | |
| T1-05C-15-4 | | 150 | 1050 | 22.89 | 13.79 | | |
| T1-05C-6-5 | 500 | 60 | 780 | 9.95 | 12.56 | | |
| T1-05C-10-5 | | 100 | 900 | 12.38 | 14.49 | | |
| T1-05C-15-5 | | 150 | 1050 | 23.64 | 16.91 | | |
| T1-05C-6-6 | 600 | 60 | 780 | 13.54 | 17.86 | | |
| T1-05C-10-6 | | 100 | 900 | 16.85 | 20.61 | | |
| T1-05C-15-6 | | 150 | 1050 | 25.27 | 24.05 | | |
| T1-05C-6-8 | 800 | 60 | 780 | 14.52 | 23.42 | | |
| T1-05C-10-8 | | 100 | 900 | 17.46 | 27.03 | | |
| T1-05C-15-8 | | 150 | 1050 | 25.88 | 31.53 | | |

注:需配护罩时请注明,配套扣锁价格另计。

Note:The price of locks is exclusive.

托盘式电缆桥架

Tray-type Cable

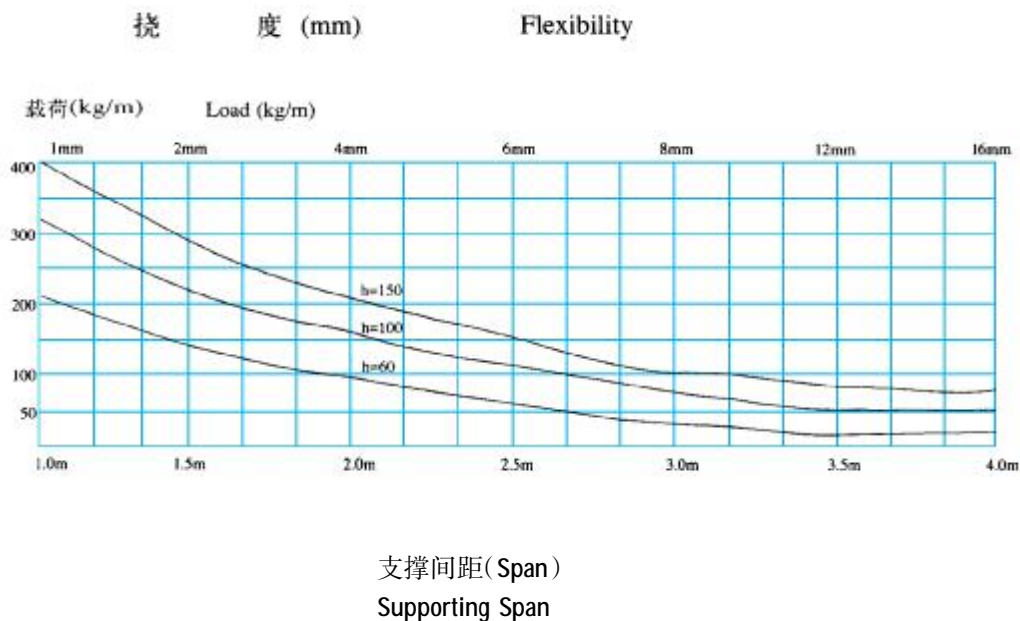
XQJ-P₁

XQJ-P₁ 型托盘式电缆桥架具有重量轻、荷载大、造型美观、结构简单、安装方便等优点，是石油、化工、电力、轻工、电视、电讯等方面应用最广泛的一种。它既适用动力电缆的安装，也适用于控制电缆的敷设。

XQJ-P₁ type of cables has such advantages as Light weight, heavy Load, beautiful modelling, simple structure and convenient installation, widely-used in the fields of oil, chemical industry, electric power, Light industry, television and telecommunications, and also suitable for not only the installation of the power cable, but for the Laying of the control cable.

托盘式电缆桥架在不同跨距下最大允许均布载荷曲线图

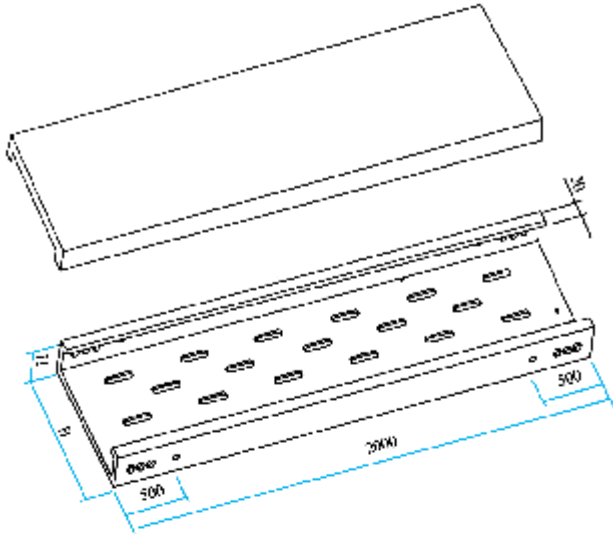
The diagram of the maximumly-permitted uniform Load of Tray-type cables under different spans



托盘式桥架

Tray Type

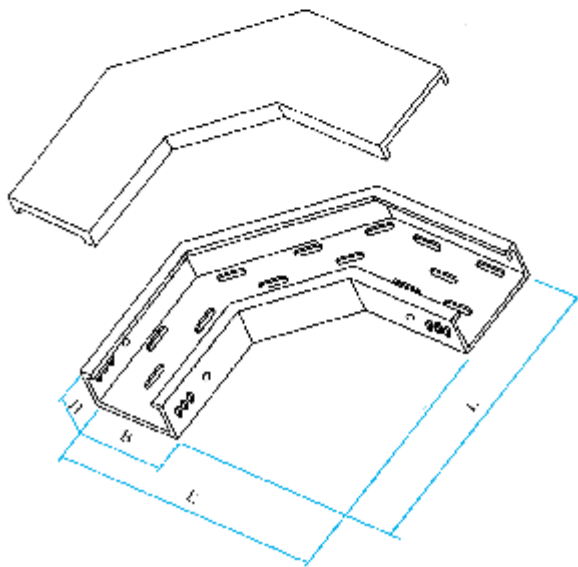
托盘式直通桥架 XQJ-P1-01
Tray Type Straight Cable Tray Model XQJ-P1-01



| 型号 Model | 宽度 B | 高度 H | 重量 kg Weight | 护罩 Cover | 备注 Remark |
|-------------|---------|---------|-----------------|-------------|-------------------------------------|
| P1-01-6-2 | 200 | 60 | 17.22 | 8.05 | 当 H=60 H=100 时 每端各 6 只 连接孔 |
| P1-01-10-2 | | 100 | 25.14 | | |
| P1-01-15-2 | | 150 | 32.80 | | |
| P1-01-6-3 | 300 | 60 | 29.04 | 13.53 | |
| P1-01-10-3 | | 100 | 32.11 | | |
| P1-01-15-3 | | 150 | 38.65 | | |
| P1-01-6-4 | 400 | 60 | 43.60 | 21.89 | |
| P1-01-10-4 | | 100 | 49.43 | | |
| P1-01-15-4 | | 150 | 56.67 | | |
| P1-01-6-5 | 500 | 60 | 50.99 | 26.84 | |
| P1-01-10-5 | | 100 | 56.67 | | |
| P1-01-15-5 | | 150 | 63.93 | | |
| P1-01-6-6 | 600 | 60 | 62.83 | 38.17 | 当 H=150 时,每端各 12 只连接孔 |
| P1-01-10-6 | | 100 | 63.95 | | |
| P1-01-15-6 | | 150 | 71.17 | | |
| P1-01-6-8 | 800 | 60 | 72.56 | 50.05 | |
| P1-01-10-8 | | 100 | 78.46 | | |
| P1-01-15-8 | | 150 | 90.09 | | |

注:需配护罩时请注明,配套扣锁价格另计。
Note:The price of locks is exclusive.

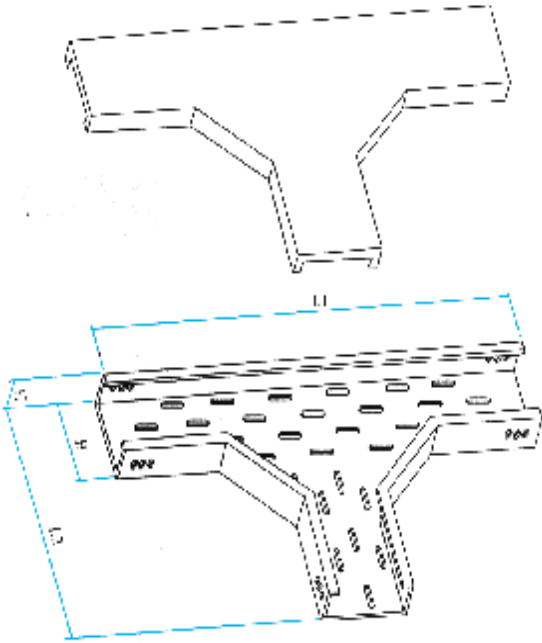
托盘式水平弯通 XQJ-P1-02
Tray Type Horizontal Elbow Joint Cable Tray Model XQJ-P1-02



| 型号 Model | 宽度 B | 高度 H | L | 重量 kg Weight | 护罩 Cover | 备注 Remark |
|-------------|---------|---------|------|-----------------|-------------|-------------------------------------|
| P1-02-6-2 | 200 | 60 | 500 | 7.29 | 3.96 | 当 H=60 H=100 时 每端各 6 只 连接孔 |
| P1-02-10-2 | | 100 | | 8.84 | | |
| P1-02-15-2 | | 150 | | 13.86 | | |
| P1-02-6-3 | 300 | 60 | 600 | 10.45 | 6.14 | |
| P1-02-10-3 | | 100 | | 12.09 | | |
| P1-02-15-3 | | 150 | | 19.23 | | |
| P1-02-6-4 | 400 | 60 | 700 | 21.15 | 11.50 | |
| P1-02-10-4 | | 100 | | 23.98 | | |
| P1-02-15-4 | | 150 | | 32.57 | | |
| P1-02-6-5 | 500 | 60 | 800 | 27.74 | 15.27 | |
| P1-02-10-5 | | 100 | | 31.01 | | |
| P1-02-15-5 | | 150 | | 40.64 | | |
| P1-02-6-6 | 600 | 60 | 900 | 35.06 | 21.28 | 当 H=150 时,每端各 12 只连接孔 |
| P1-02-10-6 | | 100 | | 38.58 | | |
| P1-02-15-6 | | 150 | | 49.05 | | |
| P1-02-6-8 | 800 | 60 | 1100 | 46.05 | 32.75 | |
| P1-02-10-8 | | 100 | | 51.48 | | |
| P1-02-15-8 | | 150 | | 69.54 | | |

注:需配护罩时请注明,配套扣锁价格另计。
Note:The price of locks is exclusive.

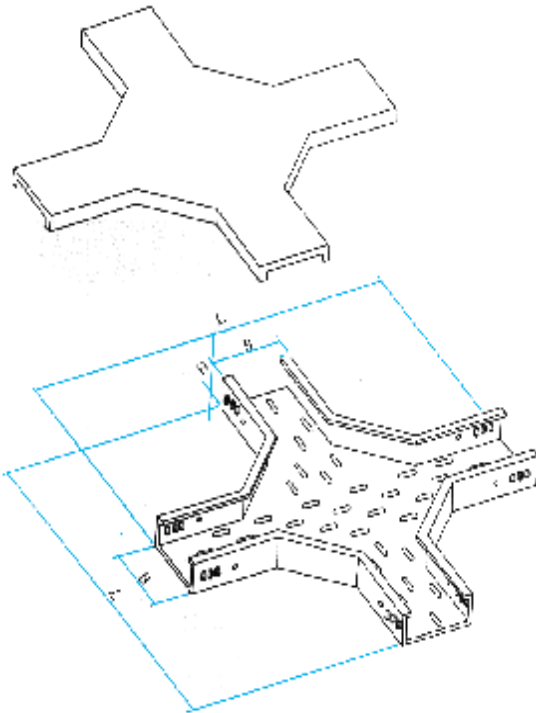
托盘式水平三通 XQJ-P1-03
Tray Type Horizontal T-joint Cable Tray Model XQJ-P1-03



| 型号 Model | 宽度 B | 高度 H | L1 | L2 | 重量 kg Weight | 护罩 Cover | 备注 Remark | |
|-------------|---------|---------|------|------|-----------------|-------------|-------------------------------------|---------------------------------|
| P1-03-6-2 | 200 | 60 | 800 | 500 | 11.02 | 7.08 | 当 H=60 H=100 时 每端各 6 只 连接孔 | |
| P1-03-10-2 | | 100 | | | 15.51 | | | |
| P1-03-15-2 | | 150 | | | 23.36 | | | |
| P1-03-6-3 | 300 | 60 | 900 | 600 | 18.04 | 10.34 | | |
| P1-03-10-3 | | 100 | | | 20.20 | | | |
| P1-03-15-3 | | 150 | | | 29.03 | | | |
| P1-03-6-4 | 400 | 60 | 1000 | 700 | 28.97 | 19.54 | | |
| P1-03-10-4 | | 100 | | | 32.13 | | | |
| P1-03-15-4 | | 150 | | | 45.93 | | | |
| P1-03-6-5 | 500 | 60 | 1100 | 800 | 36.50 | 24.41 | | |
| P1-03-10-5 | | 100 | | | 39.95 | | | |
| P1-03-15-5 | | 150 | | | 53.31 | | | |
| P1-03-6-6 | 600 | 60 | 1200 | 900 | 44.52 | 32.57 | | 当 H=150 时,每端各 12 只连接 孔 |
| P1-03-10-6 | | 100 | | | 48.15 | | | |
| P1-03-15-6 | | 150 | | | 65.34 | | | |
| P1-03-6-8 | 800 | 60 | 1400 | 1100 | 63.33 | 44.00 | | |
| P1-03-10-8 | | 100 | | | 66.95 | | | |
| P1-03-15-8 | | 150 | | | 77.32 | | | |

注:需配护罩时请注明,配套扣锁价格另计。
Note:The price of locks is exclusive.

托盘式水平四通 XQJ-P1-04
Tray Type Horizontal Cross Cable Tray Model XQJ-P1-04



| 型号 Model | 宽度 B | 高度 H | L | 重量 kg Weight | 护罩 Cover | 备注 Remark | |
|-------------|---------|---------|------|-----------------|-------------|-------------------------------------|-----------------------------|
| P1-04-6-2 | 200 | 60 | 800 | 14.15 | 10.2 | 当 H=60 H=100 时 每端各 6 只 连接孔 | |
| P1-04-10-2 | | 100 | | 19.31 | | | |
| P1-04-15-2 | | 150 | | 30.49 | | | |
| P1-04-6-3 | 300 | 60 | 900 | 22.26 | 13.57 | | |
| P1-04-10-3 | | 100 | | 24.59 | | | |
| P1-04-15-3 | | 150 | | 35.76 | | | |
| P1-04-6-4 | 400 | 60 | 1000 | 33.02 | 24.06 | | |
| P1-04-10-4 | | 100 | | 37.85 | | | |
| P1-04-15-4 | | 150 | | 55.51 | | | |
| P1-04-6-5 | 500 | 60 | 1100 | 43.09 | 30.51 | | |
| P1-04-10-5 | | 100 | | 46.72 | | | |
| P1-04-15-5 | | 150 | | 65.24 | | | |
| P1-04-6-6 | 600 | 60 | 1200 | 51.93 | 33.76 | | 当 H=150 时,每端各 12 只连接孔 |
| P1-04-10-6 | | 100 | | 55.33 | | | |
| P1-04-15-6 | | 150 | | 75.93 | | | |
| P1-04-6-8 | 800 | 60 | 1400 | 72.55 | 53.01 | | |
| P1-04-10-8 | | 100 | | 75.44 | | | |
| P1-04-15-8 | | 150 | | 98.90 | | | |

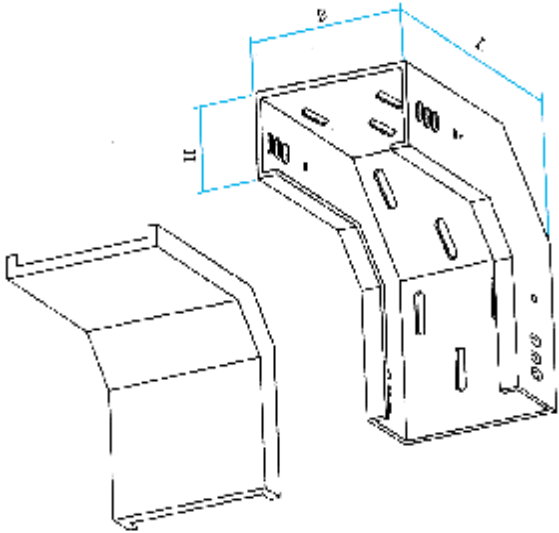
注:需配护罩时请注明,配套扣锁价格另计。
Note:The price of locks is exclusive.

托盘式桥架

Tray Type

托盘式垂直凹弯通 XQJ-P1-05A

Tray Type Horizontal Concave Elbow Jiont Cable Tray Model XQJ-P1-05A



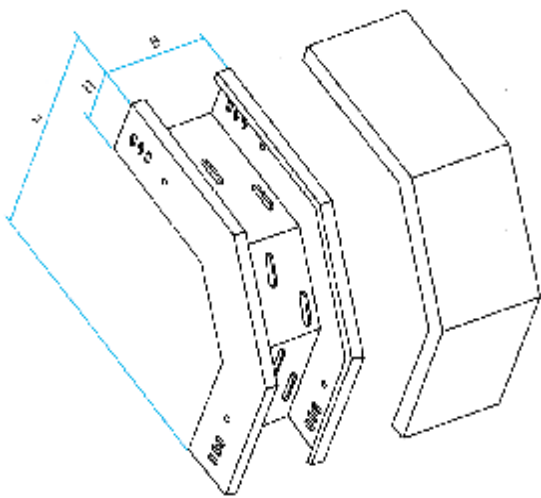
| 型号 Model | 宽度 B | 高度 H | L | 重量 kg Weight | 护罩 Cover | 备注 Remark | |
|-------------|---------|---------|-----|-----------------|-------------|-------------------------------------|-----------------------------|
| P1-05A-6-2 | 200 | 60 | 360 | 5.98 | 3.18 | 当 H=60 H=100 时 每端各 6 只 连接孔 | |
| P1-05A-10-2 | | 100 | 400 | 8.13 | | | |
| P1-05A-15-2 | | 150 | 550 | 14.65 | | | |
| P1-05A-6-3 | 300 | 60 | 360 | 10.79 | 4.40 | | |
| P1-05A-10-3 | | 100 | 400 | 12.78 | | | |
| P1-05A-15-3 | | 150 | 550 | 16.60 | | | |
| P1-05A-6-4 | 400 | 60 | 360 | 12.98 | 7.76 | | |
| P1-05A-10-4 | | 100 | 400 | 15.65 | | | |
| P1-05A-15-4 | | 150 | 550 | 24.15 | | | |
| P1-05A-6-5 | 500 | 60 | 360 | 15.26 | 9.53 | | |
| P1-05A-10-5 | | 100 | 400 | 17.99 | | | |
| P1-05A-15-5 | | 150 | 550 | 27.50 | | | |
| P1-05A-6-6 | 600 | 60 | 360 | 28.69 | 11.41 | | 当 H=150 时,每端各 12 只连接孔 |
| P1-05A-10-6 | | 100 | 400 | 31.49 | | | |
| P1-05A-15-6 | | 150 | 550 | 43.44 | | | |
| P1-05A-6-8 | 800 | 60 | 360 | 36.88 | 14.78 | | |
| P1-05A-10-8 | | 100 | 400 | 40.01 | | | |
| P1-05A-15-8 | | 150 | 550 | 54.44 | | | |

注:需配护罩时请注明,配套扣锁价格另计。

Note:The price of locks is exclusive.

托盘式垂直凸弯通 XQJ-P1-05B

Tray Type Vertical Elbow Jiont Cable Tray Model XQJ-P1-05B



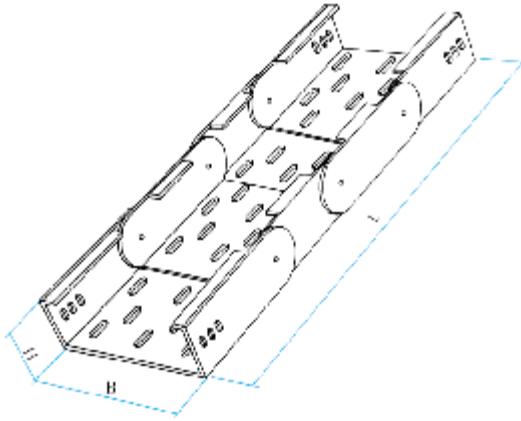
| 型号 Model | 宽度 B | 高度 H | L | 重量 kg Weight | 护罩 Cover | 备注 Remark | |
|-------------|---------|---------|-----|-----------------|-------------|-------------------------------------|-----------------------------|
| P1-05B-6-2 | 200 | 60 | 360 | 5.54 | 4.26 | 当 H=60 H=100 时 每端各 6 只 连接孔 | |
| P1-05B-10-2 | | 100 | 400 | 8.13 | | | |
| P1-05B-15-2 | | 150 | 550 | 14.65 | | | |
| P1-05B-6-3 | 300 | 60 | 360 | 10.01 | 6.03 | | |
| P1-05B-10-3 | | 100 | 400 | 11.64 | | | |
| P1-05B-15-3 | | 150 | 550 | 16.61 | | | |
| P1-05B-6-4 | 400 | 60 | 360 | 12.98 | 10.30 | | |
| P1-05B-10-4 | | 100 | 400 | 15.65 | | | |
| P1-05B-15-4 | | 150 | 550 | 24.15 | | | |
| P1-05B-6-5 | 500 | 60 | 360 | 15.26 | 12.64 | | |
| P1-05B-10-5 | | 100 | 400 | 17.99 | | | |
| P1-05B-15-5 | | 150 | 550 | 27.50 | | | |
| P1-05B-6-6 | 600 | 60 | 360 | 28.69 | 16.01 | | 当 H=150 时,每端各 12 只连接孔 |
| P1-05B-10-6 | | 100 | 400 | 31.49 | | | |
| P1-05B-15-6 | | 150 | 550 | 43.44 | | | |
| P1-05B-6-8 | 800 | 60 | 360 | 36.88 | 20.78 | | |
| P1-05B-10-8 | | 100 | 400 | 40.01 | | | |
| P1-05B-15-8 | | 150 | 550 | 54.44 | | | |

注:需配护罩时请注明,配套扣锁价格另计。

Note:The price of locks is exclusive.

托盘式垂直转动弯通 XQJ-P1-05C

Tray Type Vertical Turn Elbow Joint Cable Tray Model XQJ-P1-05C



| 型号 Model | 宽度 B | 高度 H | L | 重量 kg Weight | 护罩 Cover | 备注 Remark | |
|-------------|---------|---------|------|-----------------|-------------|-------------------------------------|-----------------------------|
| P1-05C-6-2 | 200 | 60 | 780 | 8.2 | 3.77 | 当 H=60 H=100 时 每端各 6 只 连接孔 | |
| P1-05C-10-2 | | 100 | 900 | 12.3 | 4.35 | | |
| P1-05C-15-2 | | 150 | 1050 | 19.14 | 5.07 | | |
| P1-05C-6-3 | 300 | 60 | 780 | 9.61 | 6.33 | | |
| P1-05C-10-3 | | 100 | 900 | 13.7 | 7.31 | | |
| P1-05C-15-3 | | 150 | 1050 | 21.18 | 8.53 | | |
| P1-05C-6-4 | 400 | 60 | 780 | 19.27 | 10.25 | | |
| P1-05C-10-4 | | 100 | 900 | 21.68 | 11.82 | | |
| P1-05C-15-4 | | 150 | 1050 | 35.44 | 13.79 | | |
| P1-05C-6-5 | 500 | 60 | 780 | 21.91 | 12.56 | | |
| P1-05C-10-5 | | 100 | 900 | 24.41 | 14.49 | | |
| P1-05C-15-5 | | 150 | 1050 | 39.41 | 16.91 | | |
| P1-05C-6-6 | 600 | 60 | 780 | 24.41 | 17.86 | | 当 H=150 时,每端各 12 只连接孔 |
| P1-05C-10-6 | | 100 | 900 | 27.13 | 20.61 | | |
| P1-05C-15-6 | | 150 | 1050 | 41.64 | 24.05 | | |
| P1-05C-6-8 | 800 | 60 | 780 | 29.52 | 23.42 | | |
| P1-05C-10-8 | | 100 | 900 | 32.57 | 27.03 | | |
| P1-05C-15-8 | | 150 | 1050 | 50.22 | 31.53 | | |

注:需配护罩时请注明,配套扣锁价格另计。

Note:The price of locks is exclusive.

槽式电缆桥架

Channel-type Cable

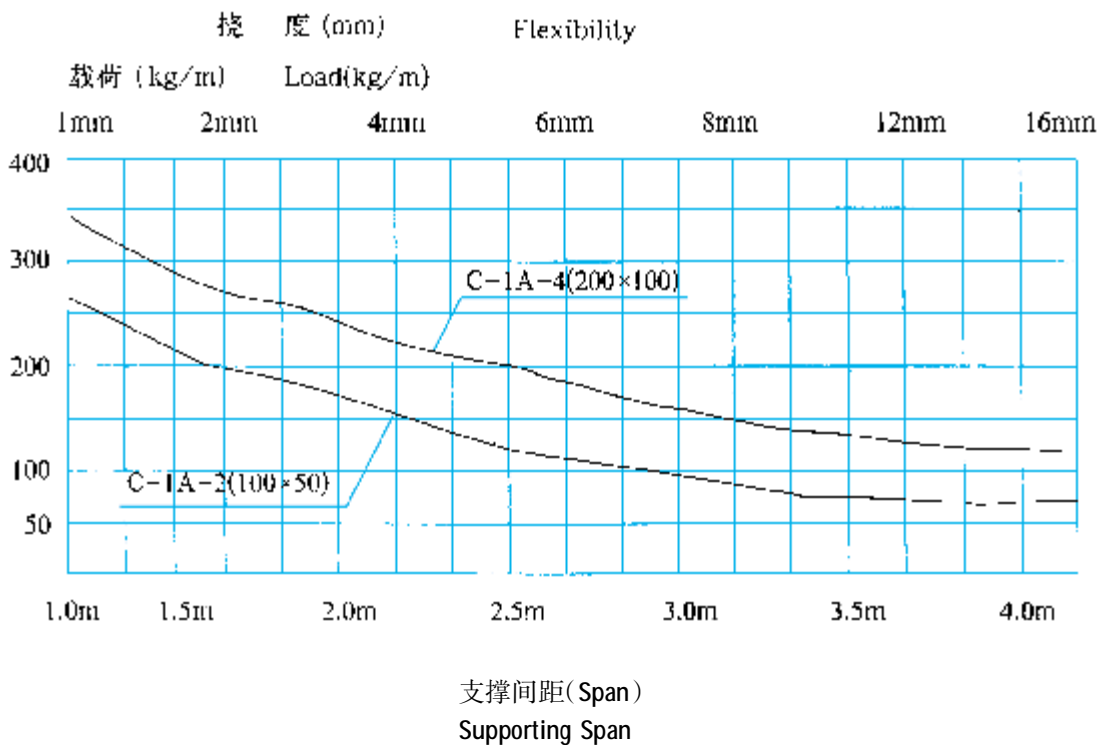
XQJ-C

XQJ-C 型槽式电缆桥架是一种全封闭型电缆桥架,它适用于敷设计算机电缆、通讯电缆、热电偶电缆及其它高灵敏系统的控制电缆等。它对控制电缆的屏蔽干扰和重腐蚀环境中电缆的防护都有较好的效果。

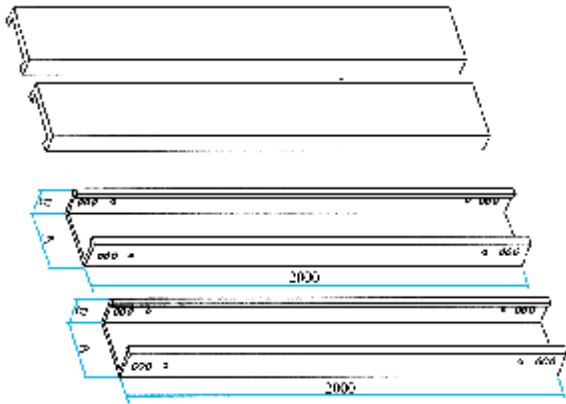
XQJ-C type of channel-type cable is fully sealed. It is suitable for Laying computer cable, Communication cable,thermo -couple cable and control cable with other sensitive system. It has a good effect on the screen interference of control cable and the protection of cable in heavy corrosion environment.

槽式电缆桥架在不同跨距下最大允许均布载荷曲线图

The diagram of the maximumly-permitted uniform load of channel-type cable under different spans



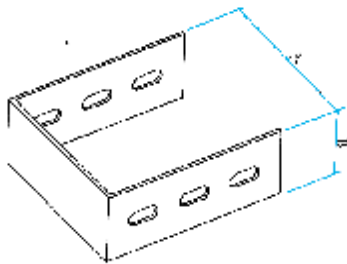
槽式扁形直通桥架 XQJ-C-01A
Channel Type Platoid Straight Cable Tray Model XQJ-C-01A



| 型号 Model | 规格 AxB Specification | 重量 kg Weight | 护罩 Cover | 备注 Remark |
|-------------|-------------------------|-----------------|-------------|-----------------------------|
| C-1A-1 | 50×25 | 8.75 | 2.12 | 当 H >125 时每端各 12 只连接孔 |
| C-1A-2 | 100×50 | 14.44 | 4 | |
| C-1A-3 | 150×75 | 20.54 | 5.8 | |
| C-1A-4 | 200×100 | 31.15 | 7.36 | |
| C-1A-5 | 250×125 | 39.13 | 8.88 | |
| C-1A-6 | 300×150 | 46.23 | 10.4 | |
| C-1A-7 | 400×200 | 72.08 | 17.9 | |
| C-1A-8 | 500×200 | 83.02 | 22 | |
| C-1A-9 | 600×200 | 93.71 | 32.6 | |
| C-1A-10 | 800×200 | 116.04 | 42.8 | |

注:需配护罩时请注明、配套扣锁价格另计。
Note:The price of locks is exclusive.

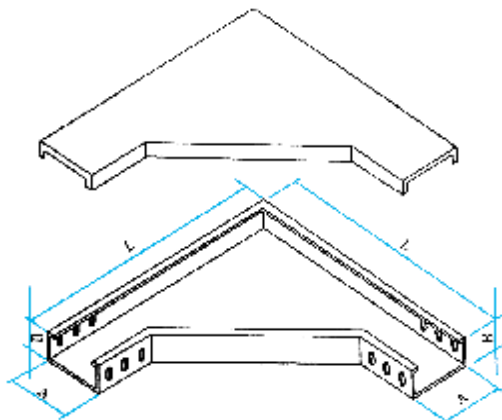
扁形直通桥架终端封头 XQJ-C-01B
Platoid Straight Cable Tray End Blockate Model XQJ-C-01B



| 型号 Model | 规格 AxB Specification | 重量 kg Weight | 备注 Remark |
|-------------|-------------------------|-----------------|--------------------------|
| C-1B-1 | 43×18 | 0.23 | 当 B ≥140 时,连接孔为 双排 |
| C-1B-2 | 93×43 | 0.33 | |
| C-1B-3 | 143×68 | 0.54 | |
| C-1B-4 | 190×90 | 1.22 | |
| C-1B-5 | 240×115 | 2.54 | |
| C-1B-6 | 290×140 | 3.00 | |
| C-1B-7 | 387×187 | 4.05 | |
| C-1B-8 | 487×187 | 4.51 | |
| C-1B-9 | 587×187 | 5.21 | |
| C-1B-10 | 787×187 | 6.51 | |

注:需配护罩时请注明、配套扣锁价格另计。
Note:The price of locks is exclusive.

扁形水平等径弯通 XQJ-C-2A
Platoid Horizontal Equant Elbow Joint Cable Tray Model XQJ-C-2A



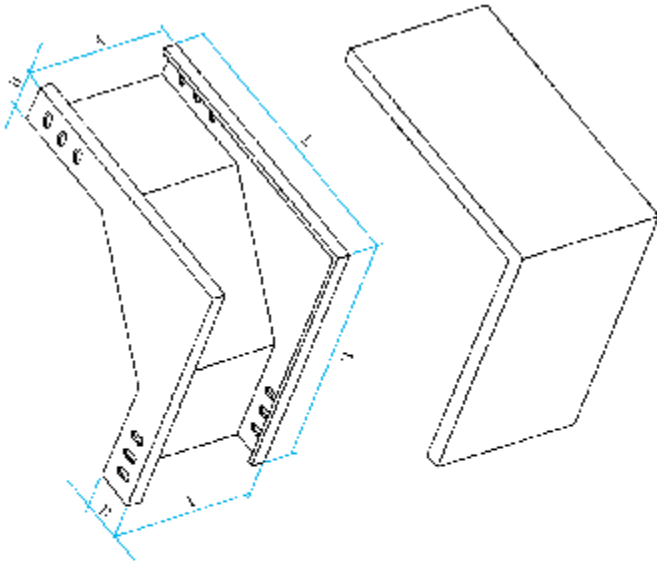
| 型号 Model | 规格 AxB Specification | L | 重量 kg Weight | 护罩 Cover | 备注 Remark |
|-------------|-------------------------|------|-----------------|-------------|-----------------------------|
| C-2A-1 | 50×25 | 350 | 2.25 | 1.32 | 当 H >125 时每端各 12 只连接孔 |
| C-2A-2 | 100×50 | 400 | 4.43 | 1.9 | |
| C-2A-3 | 150×75 | 450 | 8.18 | 2.73 | |
| C-2A-4 | 200×100 | 500 | 12.45 | 3.66 | |
| C-2A-5 | 250×125 | 550 | 16.87 | 4.62 | |
| C-2A-6 | 300×150 | 600 | 26.81 | 7.56 | |
| C-2A-7 | 400×200 | 800 | 48.57 | 16.56 | |
| C-2A-8 | 500×200 | 900 | 58.63 | 21.69 | |
| C-2A-9 | 600×200 | 1000 | 81.30 | 27.42 | |
| C-2A-10 | 800×200 | 1200 | 110.24 | 40.6 | |

注:需配护罩时请注明、配套扣锁价格另计。
Note:The price of locks is exclusive.

槽式桥架

Channel Type

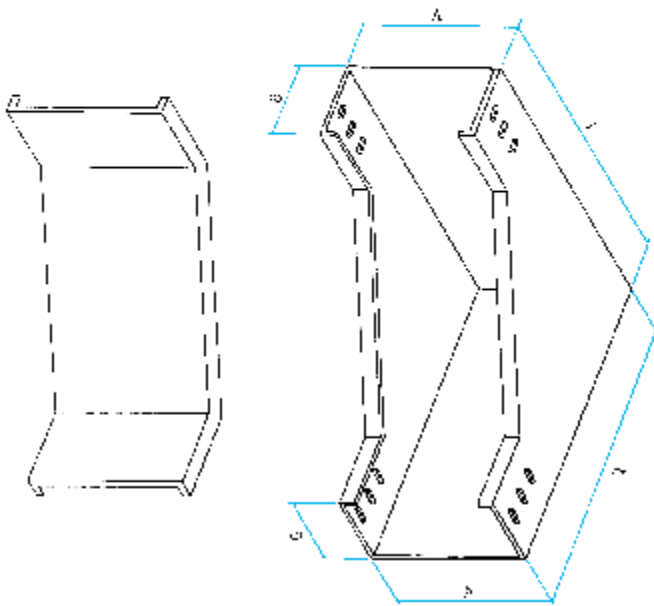
垂直等径上弯通 XQJ-C-2B
Vertical Equant Upper Elbow Cable Tray Model XQJ-C-2B



| 型号 Model | 规格 A×B Specification | L | 重量 kg Weight | 护罩 Cover | 备注 Remark |
|-------------|-------------------------|-----|-----------------|-------------|------------------------------|
| C-2B-1 | 50×25 | 325 | 1.59 | 0.81 | 当 H > 125 时每端各 12 只连接孔 |
| C-2B-2 | 100×50 | 350 | 2.88 | 1.65 | |
| C-2B-3 | 150×75 | 375 | 4.16 | 2.52 | |
| C-2B-4 | 200×100 | 400 | 7.02 | 3.95 | |
| C-2B-5 | 250×125 | 425 | 8.66 | 4.35 | |
| C-2B-6 | 300×150 | 450 | 10.32 | 5.59 | |
| C-2B-7 | 400×200 | 600 | 22.3 | 12.4 | |
| C-2B-8 | 500×200 | 600 | 24.3 | 15.3 | |
| C-2B-9 | 600×200 | 600 | 26.3 | 22.6 | |
| C-2B-10 | 800×200 | 600 | 30.4 | 29.7 | |

注:需配护罩时请注明、配套扣锁价格另计。
Note:The price of locks is exclusive.

扁形水平等径下弯通 XQJ-C-2C
Vertical Equant Lower Elbow Cable Tray Model XQJ-C-2C

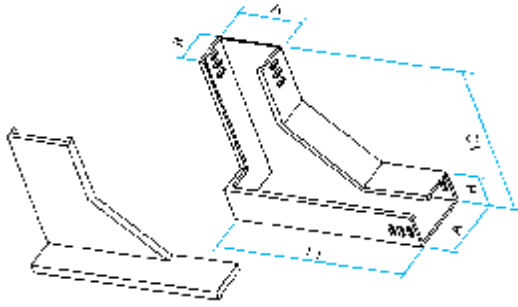


| 型号 Model | 规格 A×B Specification | L | 重量 kg Weight | 护罩 Cover | 备注 Remark |
|-------------|-------------------------|-----|-----------------|-------------|------------------------------|
| C-2C-1 | 50×25 | 325 | 1.69 | 0.66 | 当 H > 125 时每端各 12 只连接孔 |
| C-2C-2 | 100×50 | 350 | 3.18 | 1.26 | |
| C-2C-3 | 150×75 | 375 | 5.12 | 1.9 | |
| C-2C-4 | 200×100 | 400 | 8.3 | 2.17 | |
| C-2C-5 | 250×125 | 425 | 10.47 | 2.62 | |
| C-2C-6 | 300×150 | 450 | 12.9 | 3.1 | |
| C-2C-7 | 400×200 | 600 | 28.03 | 7.08 | |
| C-2C-8 | 500×200 | 600 | 31.5 | 8.67 | |
| C-2C-9 | 600×200 | 600 | 35 | 12.85 | |
| C-2C-10 | 800×200 | 600 | 42.07 | 16.88 | |

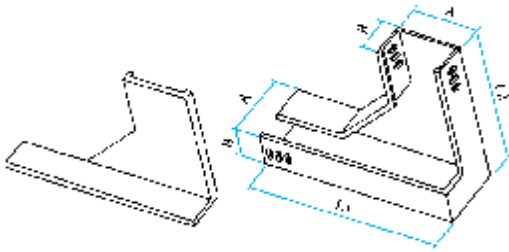
注:需配护罩时请注明、配套扣锁价格另计。
Note:The price of locks is exclusive.

垂直等径左下弯通 XQJ-C-2D
Vertical Equant Left Lower Elbow Jiont Cable Tray Model XQJ-C-2D

注:需配护罩时请注明,配套扣锁价格另计。
Note: The price if locks is exlusive.



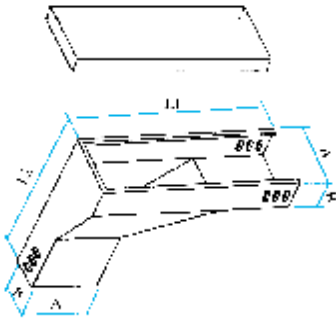
垂直等径右下弯通 XQJ-C-2E
Vertical Equant Right Lower Elbow Jiont Cable Tray Model XQJ-C-2E



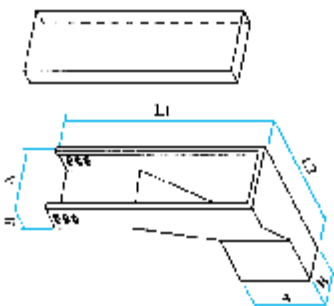
| 规格 Specification | | | 重量 kg Weight | 护罩 Cover | 备注 Remark |
|------------------|------|-----|-----------------|-------------|-------------------------------|
| A×B | L1 | L2 | | | |
| 50×25 | 350 | 325 | 1.58 | 0.81 | 当 H>125 时, 每端各 12 只 连接孔 |
| 100×50 | 400 | 350 | 3.19 | 1.41 | |
| 150×75 | 450 | 375 | 4.9 | 1.99 | |
| 200×100 | 500 | 400 | 9.18 | 2.62 | |
| 250×125 | 550 | 425 | 12 | 3.23 | |
| 300×150 | 600 | 450 | 15.15 | 3.89 | |
| 400×200 | 800 | 600 | 33.5 | 8.9 | |
| 500×200 | 900 | 600 | 40.4 | 12.5 | |
| 600×200 | 1000 | 600 | 47.8 | 20.76 | |
| 800×200 | 1200 | 600 | 64.2 | 32.8 | |

垂直等径左上弯通 XQJ-C-2F
Vertical Equant Left Upper Elbow Jiont Cable Tray Model XQJ-C-2F

注:需配护罩时请注明,配套扣锁价格另计。
Note: The price if locks is exlusive.



垂直等径右上弯通 XQJ-C-2G
Vertical Equant Right Upper Elbow Jiont Cable Tray Model XQJ-C-2G

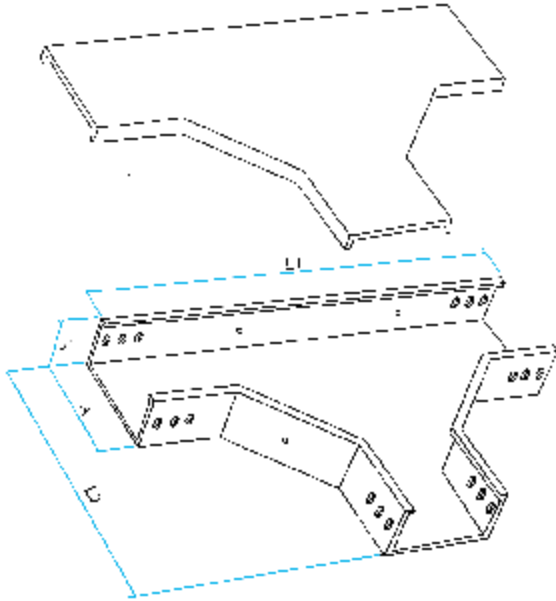


| 规格 Specification | | | 重量 kg Weight | 护罩 Cover | 备注 Remark |
|------------------|------|-----|-----------------|-------------|-------------------------------|
| A×B | L1 | L2 | | | |
| 50×25 | 350 | 325 | 2.43 | 0.45 | 当 H>125 时, 每端各 12 只 连接孔 |
| 100×50 | 400 | 350 | 4.23 | 0.98 | |
| 150×75 | 450 | 375 | 6.24 | 1.58 | |
| 200×100 | 500 | 400 | 10.8 | 2.2 | |
| 250×125 | 550 | 425 | 14.3 | 2.95 | |
| 300×150 | 600 | 450 | 16.8 | 3.72 | |
| 400×200 | 800 | 600 | 36.45 | 8.5 | |
| 500×200 | 900 | 600 | 44.5 | 11.7 | |
| 600×200 | 1000 | 600 | 51.96 | 19.23 | |
| 800×200 | 1200 | 600 | 66.87 | 30.18 | |

槽式桥架

Channel Type

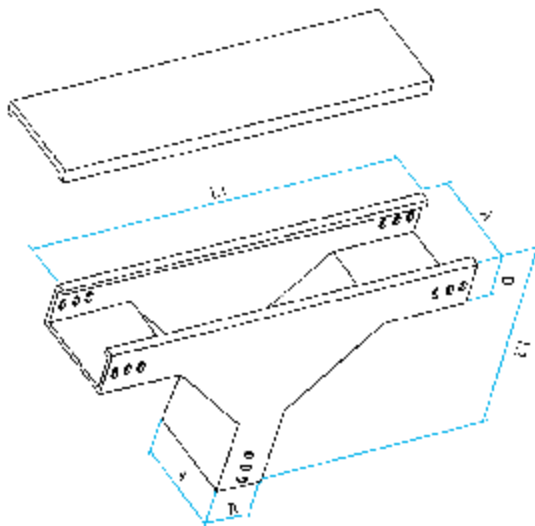
扁形水平等径三通 XQJ-C-3A
Flat Horizontal Equant T-joint Cable Tray



注:需配护罩时请注明,配套扣锁价格另计。
Note: The price if locks is exclusive.

| 型号 Model | 规格 Specification | | | 重量 kg Weight | 护罩 Cover | 备注 Remark |
|-------------|------------------|------|------|-----------------|-------------|-------------------------------|
| | A×B | L1 | L2 | | | |
| C-3A-1 | 50×25 | 650 | 350 | 3.45 | 1.95 | 当 H>125 时, 每端各 12 只连 接孔 |
| C-3A-2 | 100×50 | 700 | 400 | 5.07 | 2.91 | |
| C-3A-3 | 150×75 | 750 | 450 | 6.9 | 3.96 | |
| C-3A-4 | 200×100 | 800 | 500 | 12.18 | 5.1 | |
| C-3A-5 | 250×125 | 850 | 550 | 14.8 | 6.37 | |
| C-3A-6 | 300×150 | 900 | 600 | 17.7 | 11.2 | |
| C-3A-7 | 400×200 | 1200 | 800 | 38.5 | 17.6 | |
| C-3A-8 | 500×200 | 1300 | 900 | 45.4 | 28.5 | |
| C-3A-9 | 600×200 | 1400 | 1000 | 52.9 | 35.29 | |
| C-3A-10 | 800×200 | 1600 | 1200 | 69.6 | 61.09 | |

上垂直等径三通 XQJ-C-3B
Upper Vertical Equant T-joint Cable Tray

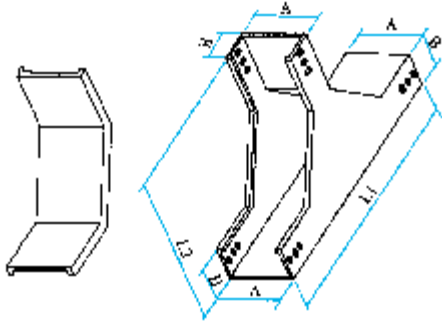


注:需配护罩时请注明,配套扣锁价格另计。
Note: The price if locks is exclusive.

| 型号 Model | 规格 Specification | | | 重量 kg Weight | 护罩 Cover | 备注 Remark |
|-------------|------------------|------|-----|-----------------|-------------|-------------------------------|
| | A×B | L1 | L2 | | | |
| C-3B-1 | 50×25 | 625 | 325 | 2.85 | 0.78 | 当 H>125 时, 每端各 12 只连 接孔 |
| C-3B-2 | 100×50 | 650 | 350 | 5.16 | 1.53 | |
| C-3B-3 | 150×75 | 675 | 375 | 7.16 | 2.27 | |
| C-3B-4 | 200×100 | 700 | 400 | 11.97 | 2.97 | |
| C-3B-5 | 250×125 | 725 | 425 | 14.5 | 3.72 | |
| C-3B-6 | 300×150 | 750 | 450 | 17.2 | 4.5 | |
| C-3B-7 | 400×200 | 1000 | 600 | 37.2 | 10.4 | |
| C-3B-8 | 500×200 | 1000 | 600 | 41.2 | 12.72 | |
| C-3B-9 | 600×200 | 1000 | 600 | 45.2 | 18.84 | |
| C-3B-10 | 800×200 | 1000 | 600 | 53.4 | 24.74 | |

下垂直等径三通 XQJ-C-3C
Lower Vertical Elbow T-Joint Cable Tray

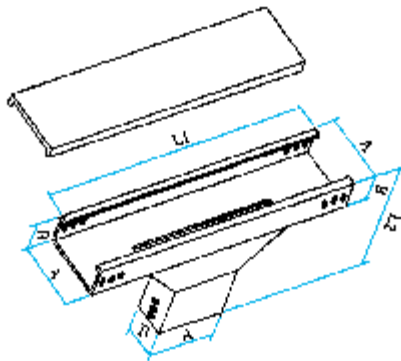
注：需配护罩时请注明，配套扣锁价格另计。
Note: The price if locks is exclusive.



| 型号 Model | 规格 Specification | | | 重量 kg Weight | 护罩 Cover | 备注 Remark |
|-------------|------------------|------|-----|-----------------|-------------|-------------------------------|
| | A×B | L1 | L2 | | | |
| C-3C-1 | 50×25 | 625 | 325 | 2.96 | 0.65 | 当 H>125 时， 每端各 12 只连 接孔 |
| C-3C-2 | 100×50 | 650 | 350 | 5.34 | 1.23 | |
| C-3C-3 | 150×75 | 675 | 375 | 7.56 | 1.76 | |
| C-3C-4 | 200×100 | 700 | 400 | 12.8 | 2.2 | |
| C-3C-5 | 250×125 | 725 | 425 | 15.69 | 2.67 | |
| C-3C-6 | 300×150 | 750 | 450 | 18.75 | 3.14 | |
| C-3C-7 | 400×200 | 1000 | 600 | 40.8 | 5.4 | |
| C-3C-8 | 500×200 | 1000 | 600 | 45.7 | 6.6 | |
| C-3C-9 | 600×200 | 1000 | 600 | 50.7 | 9.84 | |
| C-3C-10 | 800×200 | 1000 | 600 | 60.63 | 12.9 | |

上边垂直等径三通 XQJ-C-3D
Catadrome Side Vertical Equant T-joint Cable Tray

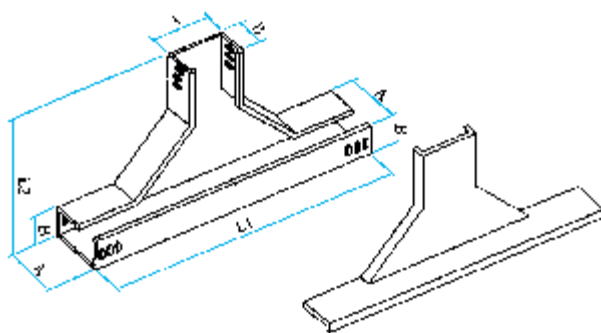
注：需配护罩时请注明，配套扣锁价格另计。
Note: The price if locks is exclusive.



| 型号 Model | 规格 Specification | | | 重量 kg Weight | 护罩 Cover | 备注 Remark |
|-------------|------------------|------|-----|-----------------|-------------|-------------------------------|
| | A×B | L1 | L2 | | | |
| C-3D-1 | 50×25 | 650 | 325 | 2.67 | 0.81 | 当 H>125 时， 每端各 12 只连 接孔 |
| C-3D-2 | 100×50 | 700 | 350 | 4.89 | 1.65 | |
| C-3D-3 | 150×75 | 750 | 400 | 7.16 | 2.52 | |
| C-3D-4 | 200×100 | 800 | 450 | 12.39 | 3.39 | |
| C-3D-5 | 250×125 | 850 | 500 | 15.6 | 4.35 | |
| C-3D-6 | 300×150 | 900 | 550 | 18.99 | 5.4 | |
| C-3D-7 | 400×200 | 1200 | 600 | 41.7 | 12.45 | |
| C-3D-8 | 500×200 | 1300 | 600 | 49.7 | 16.53 | |
| C-3D-9 | 600×200 | 1400 | 600 | 59.8 | 26.38 | |
| C-3D-10 | 800×200 | 1600 | 600 | 77.3 | 39.57 | |

下边垂直等径三通 XQJ-C-3E
Catadrome Side Vertical Equant T-joint Cable Tray

注：需配护罩时请注明，配套扣锁价格另计。
Note: The price if locks is exclusive.



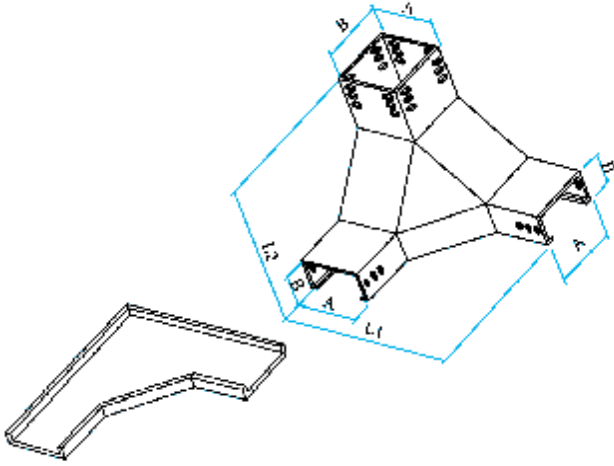
| 型号 Model | 规格 Specification | | | 重量 kg Weight | 护罩 Cover | 备注 Remark |
|-------------|------------------|------|-----|-----------------|-------------|-------------------------------|
| | A×B | L1 | L2 | | | |
| C-3E-1 | 50×25 | 650 | 325 | 2.4 | 1.09 | 当 H>125 时， 每端各 12 只连 接孔 |
| C-3E-2 | 100×50 | 700 | 350 | 4.9 | 1.77 | |
| C-3E-3 | 150×75 | 750 | 400 | 7.02 | 2.48 | |
| C-3E-4 | 200×100 | 800 | 450 | 12.48 | 3.18 | |
| C-3E-5 | 250×125 | 850 | 500 | 15.9 | 3.93 | |
| C-3E-6 | 300×150 | 900 | 550 | 19.59 | 9.2 | |
| C-3E-7 | 400×200 | 1200 | 600 | 42.9 | 10.95 | |
| C-3E-8 | 500×200 | 1300 | 600 | 50.37 | 15.48 | |
| C-3E-9 | 600×200 | 1400 | 600 | 58.35 | 25.58 | |
| C-3E-10 | 800×200 | 1600 | 600 | 76.02 | 39.83 | |

槽式桥架

Channel Type

上角垂直等径三通 XQJ-C-3F
Upper Corner Vertical T-joint Cable Tray

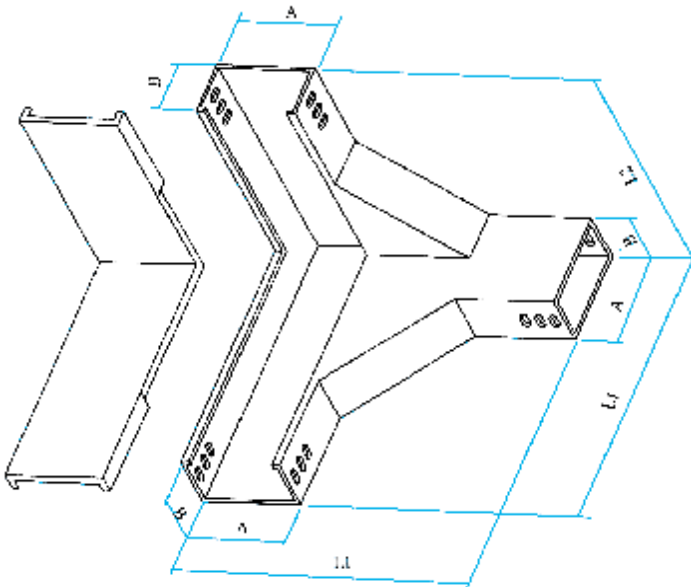
注：需配护罩时请注明，配套扣锁价格另计。
Note: The price if locks is exclusive.



| 型号 Model | 规格 Specification | | | 重量 kg Weight | 护罩 Cover | 备注 Remark |
|-------------|------------------|------|-----|-----------------|-------------|---------------------------|
| | A×B | L1 | L2 | | | |
| C-3F-1 | 50×25 | 350 | 325 | 3.27 | 0.96 | 当H>125 时,每端各 12只连接孔 |
| C-3F-2 | 100×50 | 400 | 350 | 5.39 | 1.76 | |
| C-3F-3 | 150×75 | 450 | 375 | 7.79 | 2.64 | |
| C-3F-4 | 200×100 | 500 | 400 | 13.7 | 3.51 | |
| C-3F-5 | 250×125 | 550 | 425 | 17.22 | 4.47 | |
| C-3F-6 | 300×150 | 600 | 450 | 20.88 | 5.5 | |
| C-3F-7 | 400×200 | 800 | 600 | 46.74 | 12.75 | |
| C-3F-8 | 500×200 | 900 | 600 | 59.85 | 16.85 | |
| C-3F-9 | 600×200 | 1000 | 600 | 63.2 | 26.74 | |
| C-3F-10 | 800×200 | 1200 | 600 | 79.79 | 39.96 | |

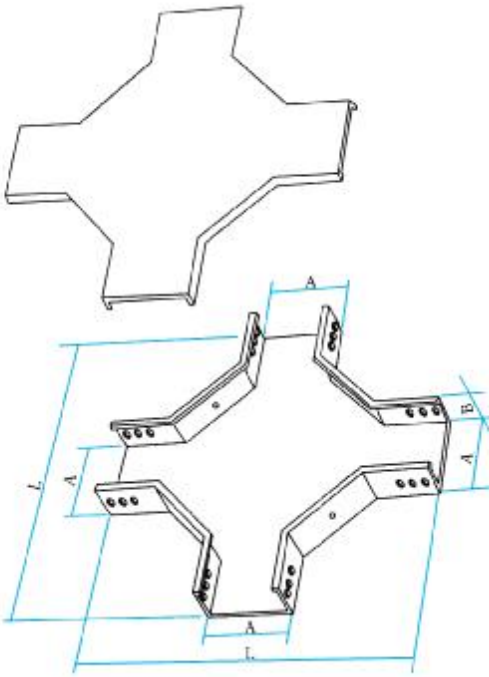
下角垂直等径三通 XQJ-C-3G
Lower Corner Vertical T-joint Cable Tray

注：需配护罩时请注明，配套扣锁价格另计。
Note: The price if locks is exclusive.



| 型号 Model | 规格 Specification | | | 重量 kg Weight | 护罩 Cover | 备注 Remark |
|-------------|------------------|------|-----|-----------------|-------------|---------------------------|
| | A×B | L1 | L2 | | | |
| C-3G-1 | 50×25 | 350 | 325 | 3.29 | 0.79 | 当H>125 时,每端各 12只连接孔 |
| C-3G-2 | 100×50 | 400 | 350 | 5.67 | 1.53 | |
| C-3G-3 | 150×75 | 450 | 375 | 8.22 | 2.27 | |
| C-3G-4 | 200×100 | 500 | 400 | 14.6 | 2.96 | |
| C-3G-5 | 250×125 | 550 | 425 | 18.09 | 3.71 | |
| C-3G-6 | 300×150 | 600 | 450 | 22.2 | 4.5 | |
| C-3G-7 | 400×200 | 800 | 600 | 39.69 | 10.35 | |
| C-3G-8 | 500×200 | 900 | 600 | 46.78 | 13.95 | |
| C-3G-9 | 600×200 | 1000 | 600 | 54.54 | 22.5 | |
| C-3G-10 | 800×200 | 1200 | 600 | 69.21 | 34.53 | |

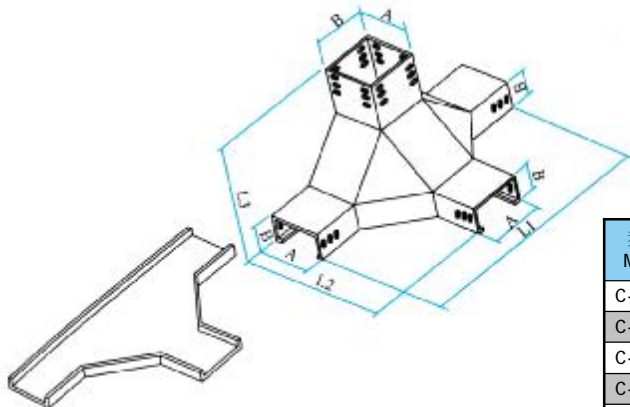
水平等径四通 XQJ-C-4A
Horizontal Equant Cross Cable Tray



| 型号 Model | 规格 Specification | | | 重量 kg Weight | 护罩 Cover | 备注 Remark |
|-------------|------------------|------|--|-----------------|-------------|-------------------------------|
| | A×B | L1 | | | | |
| C-4A-1 | 50×25 | 650 | | 4.6 | 2.79 | 当 H>125 时, 每端各 12 只连 接孔 |
| C-4A-2 | 100×50 | 700 | | 5.95 | 4.08 | |
| C-4A-3 | 150×75 | 750 | | 8.71 | 5.39 | |
| C-4A-4 | 200×100 | 800 | | 16.77 | 6.74 | |
| C-4A-5 | 250×125 | 850 | | 17.8 | 8.33 | |
| C-4A-6 | 300×150 | 900 | | 21.06 | 12.99 | |
| C-4A-7 | 400×200 | 1200 | | 45.59 | 22.46 | |
| C-4A-8 | 500×200 | 1300 | | 52.95 | 35.85 | |
| C-4A-9 | 600×200 | 1400 | | 60.9 | 43.8 | |
| C-4A-10 | 800×200 | 1600 | | 78.6 | 74.1 | |

注:需配护罩时请注明,配套扣锁价格另计。
Note: The price if locks is exclusive.

上垂直等径四通 XQJ-C-4B
Upper Vertical Equant Cross Cable Tray

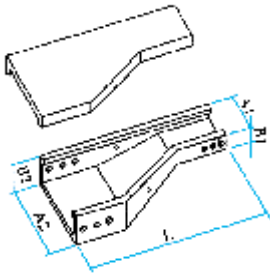


| 型号 Model | 规格 Specification | | | | 重量 kg Weight | 护罩 Cover | 备注 Remark |
|-------------|------------------|------|------|-----|-----------------|-------------|-------------------------------|
| | A×B | L1 | L2 | L3 | | | |
| C-4B-1 | 50×25 | 650 | 325 | 325 | 2.97 | 1.95 | 当 H>125 时, 每端各 12 只连 接孔 |
| C-4B-2 | 100×50 | 700 | 350 | 350 | 5.37 | 2.91 | |
| C-4B-3 | 150×75 | 750 | 375 | 375 | 7.87 | 3.96 | |
| C-4B-4 | 200×100 | 800 | 400 | 400 | 13.83 | 5.12 | |
| C-4B-5 | 250×125 | 850 | 425 | 425 | 17.3 | 6.38 | |
| C-4B-6 | 300×150 | 900 | 450 | 450 | 20.87 | 11.2 | |
| C-4B-7 | 400×200 | 1200 | 800 | 600 | 46.83 | 17.59 | |
| C-4B-8 | 500×200 | 1300 | 900 | 600 | 57.72 | 28.46 | |
| C-4B-9 | 600×200 | 1400 | 1000 | 600 | 69.45 | 35.29 | |
| C-4B-10 | 800×200 | 1600 | 1200 | 600 | 94.4 | 61.09 | |

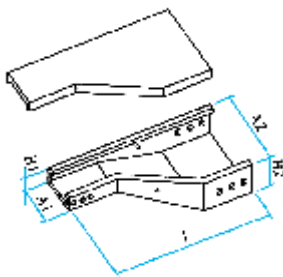
注:需配护罩时请注明,配套扣锁价格另计。
Note: The price if locks is exclusive.

槽式桥架

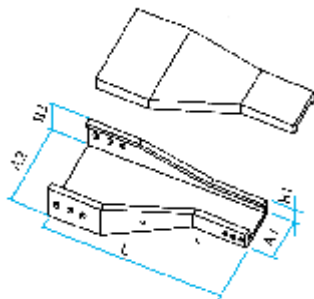
Channel Type



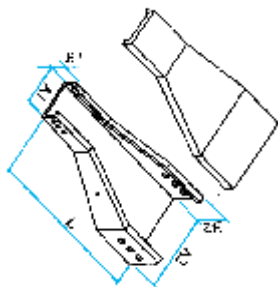
平异径接头(一)XQJ-C-5A
Upper Flat Reducing Jiont Cable Tray



上平异径接头(二)XQJ-C-5B
Upper Flat Reducing Jiont Cable Tray



下平异径接头(一)XQJ-C-5C
Lower Flat Reducing Jiont Cable Tray



下平异径接头(二)XQJ-C-5D
Lower Flat Reducing Jiont Cable Tray
注:以上各种规格的外形尺寸及重量相同。

| 型号 Model | 规格 Specification A1×B1-A2×B2 | L | 重量 kg Weight | 护罩 Cover | 备注 Remark |
|-------------|---------------------------------|------|-----------------|-------------|-----------------------------|
| C-5B-1 | 50×25-100×50 | 350 | 1.28 | 0.9 | 当 H>125 时,每端各 12 只连接孔 |
| C-5B-2 | 50×25-150×75 | 400 | 2.01 | 1.41 | |
| C-5B-3 | 50×25-200×100 | 450 | 3.59 | 2.51 | |
| C-5B-4 | 50×25-250×125 | 500 | 4.49 | 3.14 | |
| C-5B-5 | 50×25-300×150 | 550 | 8.64 | 6.05 | |
| C-5B-6 | 50×25-400×200 | 700 | 16.24 | 11.37 | |
| C-5B-7 | 50×25-500×200 | 800 | 20.90 | 14.63 | |
| C-5B-8 | 50×25-600×200 | 900 | 26.41 | 18.49 | |
| C-5B-9 | 50×25-800×200 | 1100 | 40.35 | 28.25 | |
| C-5B-10 | 100×50-150×75 | 350 | 2.23 | 1.56 | |
| C-5B-11 | 100×50-200×100 | 400 | 3.85 | 2.78 | |
| C-5B-12 | 100×50-250×125 | 450 | 4.77 | 3.34 | |
| C-5B-13 | 100×50-300×150 | 500 | 8.86 | 6.20 | |
| C-5B-14 | 100×50-400×200 | 650 | 16.59 | 11.61 | |
| C-5B-15 | 100×50-500×200 | 750 | 21.33 | 14.93 | |
| C-5B-16 | 100×50-600×200 | 850 | 26.64 | 18.65 | |
| C-5B-17 | 100×50-800×200 | 1050 | 38.85 | 27.20 | |
| C-5B-18 | 150×75-200×100 | 350 | 3.61 | 2.53 | |
| C-5B-19 | 150×75-250×125 | 400 | 4.92 | 3.44 | |
| C-5B-20 | 150×75-300×150 | 450 | 8.64 | 6.05 | |
| C-5B-21 | 150×75-400×200 | 600 | 16.31 | 11.42 | |
| C-5B-22 | 150×75-500×200 | 700 | 21.19 | 14.83 | |
| C-5B-23 | 150×75-600×200 | 800 | 26.53 | 18.57 | |
| C-5B-24 | 150×75-800×200 | 1000 | 39.11 | 27.38 | |
| C-5B-25 | 200×100-250×125 | 350 | 4.42 | 3.10 | |
| C-5B-26 | 200×100-300×150 | 400 | 8.16 | 5.71 | |
| C-5B-27 | 200×100-400×200 | 450 | 15.70 | 11.00 | |
| C-5B-28 | 200×100-500×200 | 650 | 20.60 | 14.42 | |
| C-5B-29 | 200×100-600×200 | 750 | 26.07 | 18.25 | |
| C-5B-30 | 200×100-800×200 | 950 | 38.67 | 27.00 | |
| C-5B-31 | 200×100-300×150 | 350 | 7.54 | 5.28 | |
| C-5B-32 | 250×125-400×200 | 500 | 14.94 | 10.46 | |
| C-5B-33 | 250×125-500×200 | 600 | 19.95 | 13.97 | |
| C-5B-34 | 250×125-600×200 | 700 | 25.78 | 18.05 | |
| C-5B-35 | 250×125-800×200 | 900 | 38.43 | 26.90 | |
| C-5B-36 | 300×150-400×200 | 450 | 16.72 | 11.70 | |
| C-5B-37 | 300×150-500×200 | 550 | 21.86 | 15.30 | |
| C-5B-38 | 300×150-600×200 | 650 | 27.50 | 19.25 | |
| C-5B-39 | 300×150-800×200 | 850 | 39.04 | 27.33 | |
| C-5B-40 | 400×200-500×200 | 500 | 42.93 | 30.05 | |
| C-5B-41 | 400×200-600×200 | 600 | 55.64 | 38.95 | |
| C-5B-42 | 400×200-800×200 | 800 | 71.74 | 50.22 | |
| C-5B-43 | 500×200-600×200 | 500 | 48.74 | 34.12 | |
| C-5B-44 | 500×200-800×200 | 700 | 77.58 | 46.55 | |
| C-5B-45 | 600×200-800×200 | 600 | 69.30 | 41.58 | |

注:需配护罩时请注明,配套扣锁价格另计。

Note: The price if locks is exclusive

组合式电缆桥架

XQJ-ZH

组合式电缆桥架是一种最新型桥架，是电缆桥架系列中的第二代产品。它适用各项工程、各个单位、各种电缆的敷设，它具有结构简单、配置灵活、安装方便、型式新颖等优点。

组合式电缆桥架只要采用宽 100、150、200mm 的三种基础型就可以组成您所需要的尺寸的电缆桥架，它不需生产弯通、三通等配件就可以根据现场安装需要任意转向、变宽、分支、引上、引下。在任意部位，不需要打孔、焊接就可用管引出。它既可以方便工程设计，又方便生产运输、更方便安装施工、是目前电缆桥架中最理想的产品。

Combination Cable

XQJ-ZH

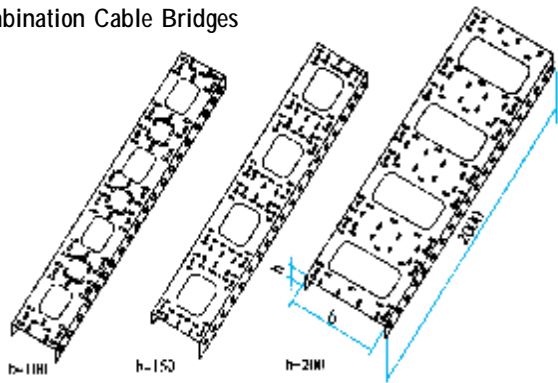
Combination cable belongs to the newest type, the second-generation product in the series of cables. It's suitable for every project, every unit, and also the laying of various kinds of cables. It has such advantages as simple structure, flexible disposition, convenient installation and new modelling.

Combination cable can be composed to the cable you need to your own measure only by adopting the three basic types like the width 100, 150, 200mm. It can have the function of turning, width change, division, up or down readily according to the site installation without the necessity of producing such fitting as elbow and three-way. It can be drawn forth using pipes without drilling or welding in any part. It is not only convenient for the project desing, but for the production transportation, even more convenient for the constallation. It is the most ideal product in the family of cables at present time.

组合式桥架

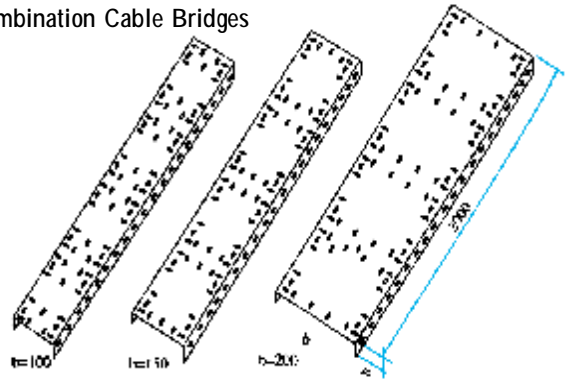
Combination Type

XQJ-ZH-01A 型组合式电缆桥架
Combination Cable Bridges



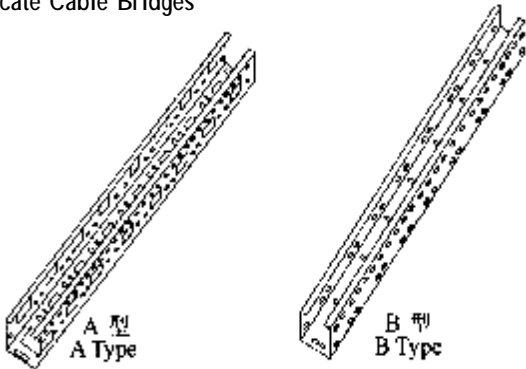
| 序号 No. | 型号 Model | 规格 b×h Specification | 重量 kg Weight | 备注 Remark |
|-----------|-------------|-------------------------|-----------------|--------------|
| 1 | ZH-01A-100 | 100×25 | 6.28 | |
| 2 | ZH-01A-150 | 150×25 | 8.61 | |
| 3 | ZH-01A-200 | 200×25 | 10.84 | |

XQJ-ZH-01B 型组合式电缆桥架
Combination Cable Bridges



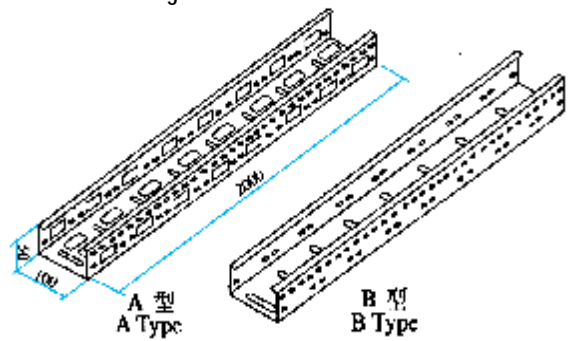
| 序号 No. | 型号 Model | 规格 b×h Specification | 重量 kg Weight | 备注 Remark |
|-----------|-------------|-------------------------|-----------------|--------------|
| 1 | ZH-01B-100 | 100×25 | 6.28 | |
| 2 | ZH-01B-150 | 150×25 | 8.61 | |
| 3 | ZH-01B-200 | 200×25 | 10.84 | |

XQJ-ZH-02 配线桥架
Allocate Cable Bridges



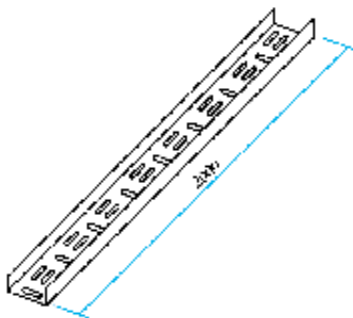
| 序号 No. | 型号 Model | 规格 Specification | 支撑距离“x”时的电缆负载能力 Spans & Their Loads | | | | | | 重量 kg Wt(kg) | 备注 Remark |
|-----------|-------------|---------------------|--|-----|-------|-----|-------|-----|-----------------|--------------|
| | | | 1.5mm | 2mm | 2.5mm | 3mm | 3.5mm | 4mm | | |
| 1 | ZH-02A | 50×50 | 50 | 30 | 16 | 9 | 5 | 3 | 5.85 | |
| 2 | ZH-02B | 50×50 | 50 | 33 | 18 | 10 | 6 | 4 | 5.85 | |

XQJ-ZH-03 配线桥架
Allocate Cable Bridges



| 序号 No. | 型号 Model | 规格 Specification | 支撑距离“x”时的电缆负载能力 Spans & Their Loads | | | | | | 重量 kg Wt(kg) | 备注 Remark |
|-----------|-------------|---------------------|--|-----|------|-----|------|-----|-----------------|--------------|
| | | | 1.5mm | 2mm | 2.5m | 3mm | 3.5m | 4mm | | |
| 1 | ZH-03A | 100×50 | 67 | 38 | 20 | 12 | 7 | 5 | 9.64 | |
| 2 | ZH-03B | 100×50 | 88 | 50 | 28 | 16 | 10 | 7 | 9.64 | |

XQJ-ZH-04 配线桥架
Allocate Cable Bridges



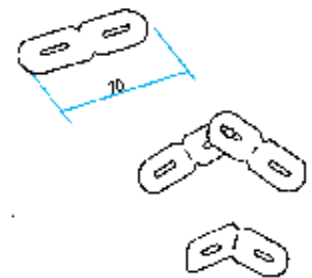
| 序号 No. | 型号 Model | 规格 Specification | 重量 kg Wt(kg) | 备注 Remark |
|-----------|-------------|---------------------|-----------------|--------------|
| 1 | ZH-04 | 50×25 | 4.53 | |

XQJ-ZH-06 连接板
Connecting Plotes



| 序号 No. | 型号 Model | 规格 Specification | 单价元/件 Unit Price | 备注 Remark |
|-----------|-------------|---------------------|---------------------|--------------|
| 1 | ZH-06 | 25×25 | 5.60 | |

XQJ-ZH-07 连接板
Connecting Plotes



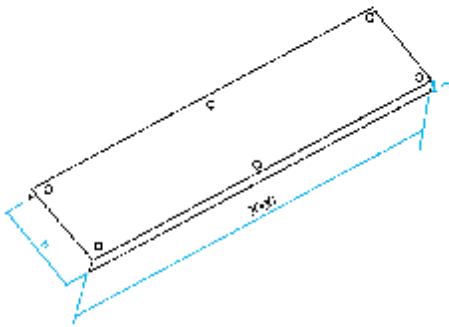
| 序号 No. | 型号 Model | 规格 Specification | 单价元/件 Unit Price | 备注 Remark |
|-----------|-------------|---------------------|---------------------|--------------|
| 1 | ZH-07 | 24×70 | 4.10 | |

XQJ-ZH-08 连接板
Connecting flake



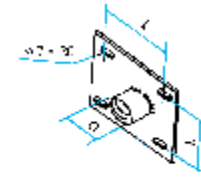
| 序号 No. | 型号 Model | 规格 Specification | 单价元/件 Unit Price | 备注 Remark |
|-----------|-------------|---------------------|---------------------|--------------|
| 1 | ZH-08 | 46×100 | 7.20 | |

XQJ-ZH-05 盖板
Covers



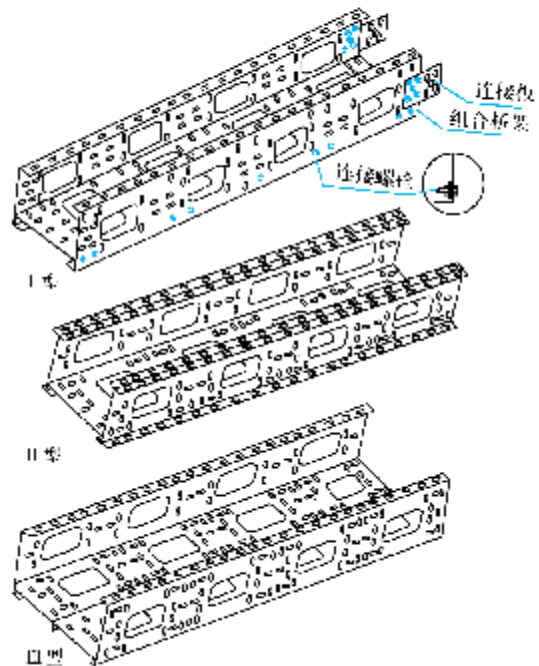
| 序号 No. | 型号 Model | 规格 b×h Specification | 重量 kg/1 节 Weight | 备注 Remark |
|-----------|-------------|-------------------------|---------------------|--------------|
| 1 | ZH-05-50 | 55×20 | 3.81 | |
| 2 | ZH-05-100 | 105×20 | 5.24 | |
| 3 | ZH-05-150 | 155×20 | 7.15 | |
| 4 | ZH-05-200 | 205×20 | 8.16 | |
| 5 | ZH-05-300 | 305×20 | 14.23 | |
| 6 | ZH-05-400 | 405×20 | 23.68 | |
| 7 | ZH-05-500 | 505×20 | 28.77 | |
| 8 | ZH-05-600 | 606×20 | 38.21 | |
| 9 | ZH-05-700 | 706×20 | 44.37 | |
| 10 | ZH-05-800 | 806×20 | 50.51 | |

XQJ-ZH-09 管接头
Pipe Jiont



| 序号 No. | 配管 G Pipe | 安装尺寸 Installation size | | 单价元/件 Unit Price | 备注 Remark |
|-----------|--------------|---------------------------|-----|---------------------|---|
| | | L | H | | |
| 1 | G 1/2 | 122 | 74 | 8.60 | 配 ZH-01-100 组合桥架 used with combination type cable tray Model ZH-01-100 |
| 2 | G 3/4 | | | 8.60 | |
| 3 | G1 | | | 16.20 | |
| 4 | G1 1/2 | | | 30.80 | |
| 5 | G2 | 40.90 | | | |
| 6 | G 1/2 | 122 | 124 | 9.80 | 配 ZH-01-150 组合桥架 used with combination type cable tray Model ZH-01-150 |
| 7 | G 3/4 | | | 11.60 | |
| 8 | G1 | | | 17.40 | |
| 9 | G1 1/2 | | | 32.00 | |
| 10 | G2 | 42.10 | | | |
| 11 | G 1/2 | 122 | 174 | 11.00 | 配 ZH-01-200 组合桥架 used with combination type cable tray Model ZH-01-200 |
| 12 | G 3/4 | | | 11.80 | |
| 13 | G1 | | | 18.60 | |
| 14 | G1 1/2 | | | 33.20 | |
| 15 | G2 | | | 43.30 | |

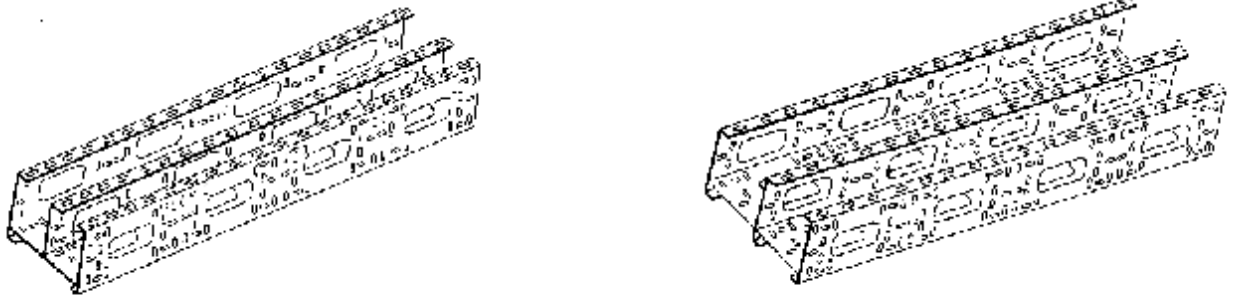
组合式直通桥架组装示意图
Installstion Sketch Map of Combination-Type
Straight-Way Bridgeframe




组合式桥架

Combination Type

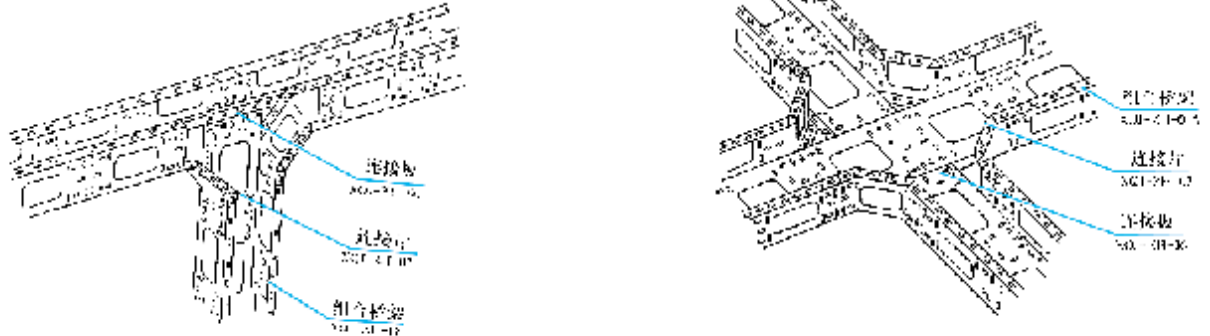
组合式电缆桥架隔板组装示意图
Installation Sketch map of Separating Board
of Combination-Type Cable Bridge frame



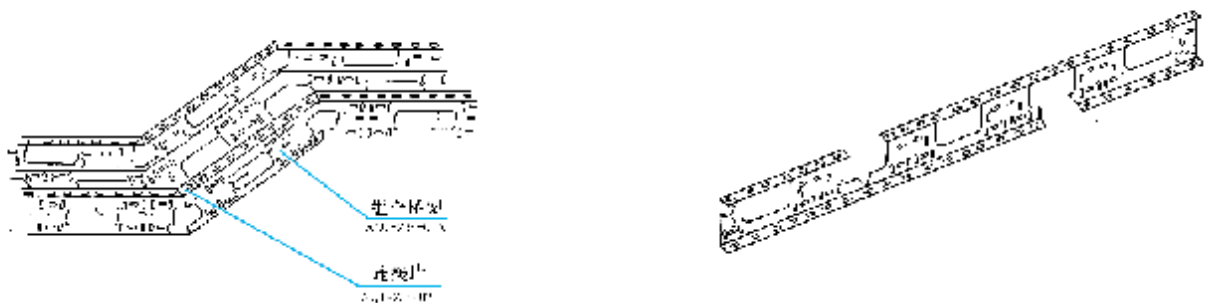
组合式电缆桥架水平弯通三通组装示意图
Installation Sketch map of Horizontal Curved-Way.3-
Way of Combination-Type Cable Bridge frame



组合式电缆桥架水平四通、垂直三通组装示意图
Installation Sketh map of Horizontal 4-Way, Vertical
3-Way of Combination-Type Cable Bridge frame



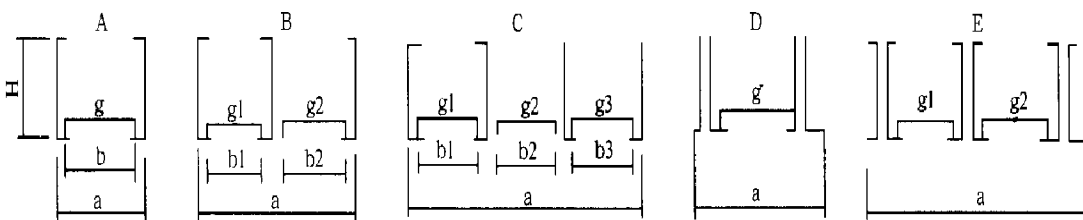
组合式电缆桥架垂直弯通及几种锯切示意图
Sketch map if Vertical Curved-Way and several Sewint
of Combination-Type able Bridge frame



XQJ-ZH 型组合式电缆桥架不同跨距的载荷

Load of XQJ-ZH Combination-Type Cable Bridge frame at different span

| 序号 No. | 形式 | 尺寸 Size | | h=100 在不同跨距下允许均布载荷 | | | | | h=150 在不同跨距下允许均布载荷 | | | | | h=200 在不同跨距下允许均布载荷 | | | | |
|----------------------|----|-------------------|-------------------|-----------------------|----------|--------|--------|--------|-----------------------|----------|--------|--------|--------|-----------------------|----------|--------|--------|--------|
| | | a | b | 2.0 m | 2.5 m | 3 m | 4 m | 6 m | 2.0 m | 2.5 m | 3 m | 4 m | 6 m | 2.0 m | 2.5 m | 3 m | 4 m | 6 m |
| 1001 1002 1003 | A | 103 153 203 | 100 150 200 | 167 | 105 | 71 | 38 | - | 239 | 151 | 103 | 56 | - | 483 | 306 | 208 | 116 | 48 |
| 1004 | | 303 | 300 | | | | | | | | | | | | | | | |
| 1005 | | 403 | 400 | | | | | | | | | | | | | | | |
| 1006 1007 | | 503 603 | 500 600 | 161 | 99 | 65 | - | - | 235 | 147 | 99 | 52 | - | 479 | 302 | 204 | 112 | - |
| 2008 2009 2010 | B | 205 305 405 | 200 300 400 | | | | | | | | | | | | | | | |
| 2011 | | 505 | 500 | 202 | 147 | 98 | 51 | - | 309 | 224 | 153 | 82 | 30 | 507 | 457 | 314 | 171 | 69 |
| 2012 | | 605 | 600 | | | | | | | | | | | | | | | |
| 2013 | | 805 | 800 | | | | | | | | | | | | | | | |
| 3014 3015 3016 | C | | 300 450 600 | 255 | 103 | 131 | 69 | - | 398 | 302 | 206 | 110 | 42 | | 612 | 420 | 230 | 94 |
| 3017 | | 806 | 800 | 249 | 187 | 125 | 63 | - | 396 | 300 | 204 | 108 | 40 | | 608 | 416 | 226 | 90 |
| 3018 | | 1006 | 1000 | 249 | 185 | 123 | 61 | - | 394 | 298 | 202 | 106 | 38 | | 604 | 412 | 222 | 86 |
| 3019 | D | 1206 | 1200 | 245 | 183 | 121 | 59 | - | 392 | 296 | 200 | 104 | 36 | | 600 | 408 | 208 | 82 |
| 4020 4021 4022 | | 153 203 253 | 100 150 200 | 281 | 213 | 145 | 77 | 31 | | 306 | 210 | 114 | 46 | | 613 | 424 | 235 | 97 |
| 4023 | | 353 | 300 | 279 | 212 | 143 | 75 | 29 | | 302 | 206 | 110 | 42 | | 609 | 420 | 231 | 93 |
| 4024 | | 453 | 400 | | | | | | | | | | | | | | | |
| 5025 5026 5027 | E | 256 356 456 | 200 300 400 | | 316 | 216 | 115 | 45 | | | 312 | 169 | 67 | | | 636 | 351 | 147 |
| 5028 | | 656 | 600 | | 312 | 212 | 112 | 41 | | | 308 | 165 | 63 | | | 632 | 347 | 142 |
| 5029 | | 856 | 800 | | | | | | | | | | | | | | | |



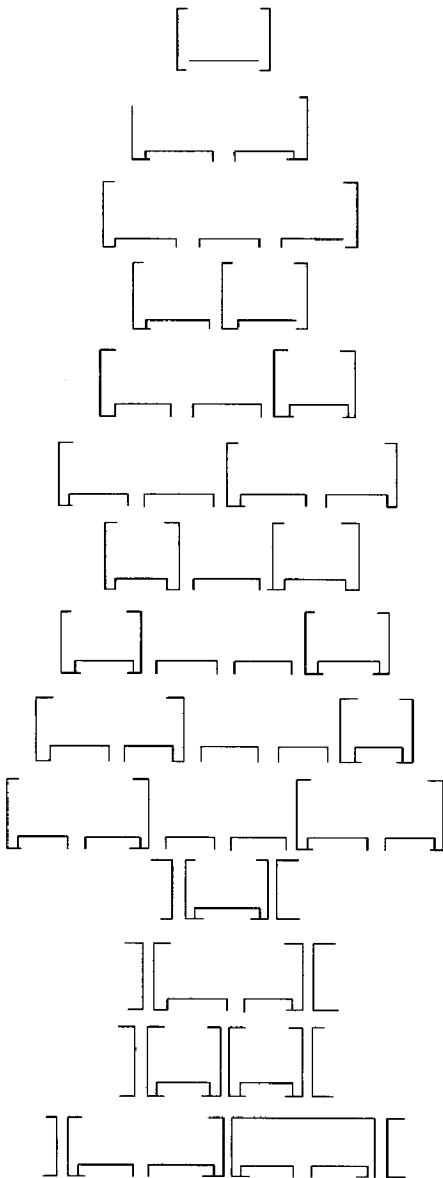
组合式桥架

Combination Type

XQJ-ZH 组合电缆桥架组合形式及配套件数表

The list combination forms of XQJ-ZH Combination-Type Cable Bridgeframe and the numbers of into fittings

底板与侧边的配制图
Combination figure of
bottom boards and side



| 底板宽 | 形式 Model | 底板数量 NO. of bottom board | | | 侧边 数量 | 连接螺栓 | | 重位 kg/m | |
|------|-------------|-----------------------------|-----|-----|----------|--------------------|--------------------|------------|--|
| | | 100 | 150 | 200 | | 规格 | 数量/m | | |
| 103 | A | 1 | | | 2 | M ₆ ×12 | * | | |
| 153 | A | | 1 | | 2 | | 6 (14) | | |
| 203 | A | | | 1 | 2 | | | | |
| 303 | A | | 2 | | 2 | | 9 (19) | | |
| 430 | A | | | 2 | 2 | | | | |
| 503 | A | | 2 | 1 | 2 | M ₆ ×12 | 12 (24) | | |
| 603 | A | | | 3 | 2 | | | | |
| 205 | B | 2 | | | 3 | | M ₆ ×12 | 9 (21) | |
| 305 | B | | 2 | | 3 | | | | |
| 405 | B | | | 2 | 3 | | | | |
| 505 | B | | 2 | 1 | 3 | 12 (26) | | | |
| 605 | B | | | 3 | 3 | | | | |
| 805 | B | | | 4 | 3 | M ₆ ×12 | 15 (31) | | |
| 306 | C | 3 | | | 4 | | M ₆ ×12 | 12 (28) | |
| 456 | C | | 3 | | 4 | | | | |
| 606 | C | | | 3 | 4 | | | | |
| 806 | C | | | 4 | 4 | | | 15 (33) | |
| 1006 | C | | | | 4 | 18 (38) | | | |
| 1206 | C | | | 5 | 4 | M ₆ ×15 | 21 (43) | | |
| 153 | D | 1 | | | 4 | | M ₆ ×15 | 16 (24) | |
| 203 | D | | 1 | | 4 | | | | |
| 253 | D | | | 1 | 4 | | | | |
| 353 | D | | 2 | | 4 | | | 20 (30) | |
| 453 | D | | | 2 | 4 | | | | |
| 256 | E | 2 | | | 6 | M ₆ ×15 | 24 (36) | | |
| 356 | E | | 2 | | 6 | | | | |
| 456 | E | | | 2 | 6 | | | | |
| 656 | E | | 4 | | 6 | | 32 (48) | | |
| 856 | E | | | 4 | 6 | | | | |

★注括号内的数量包括成型和连接片所需连接螺栓数

附 件

本部分主要是 XQJ 系列电缆桥架的通用配件，它包括调宽片、调高片、隔板等。这是电缆桥架安装中的变宽、变高、连接、水平和垂直走向中的小角度调整动力电缆与控制电缆的分隔等必需的附件。

Accessories

This part mainly contains common fittings of XQJ series of cables, including width-adjusting plate, height-adjusting plate and sparation board, this is the small-angle adjusting plate, connection plate, angle-adjustment in the changing of width and height, connection, horizontal and vertical tread in the installation of cables, and also the necessary accesories for the separation between power cable and control cables.

附件

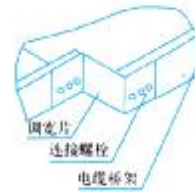
Accessory

XQJ-TPC-01A 调宽片 Width-Adjusting Flake



| 序号 No. | 型号 Model | 配套高度 H Height | h ₁ | L | 单价元/件 Unit price | 备注 Remark | |
|--------|--------------|---------------|----------------|-----|------------------|--|---|
| 1 | TPC-01A-6-1 | 60 | 50 | 100 | 9.80 | 高度 n 为 60、100 时每端 3 只连接孔 3 holes in either end of width modulator with a height of 60mm and 100mm | |
| 2 | TPC-01A-6-2 | | | 200 | 10.50 | | |
| 3 | TPC-01A-6-3 | | | 300 | 11.80 | | |
| 4 | TPC-01A-6-4 | | | 400 | 12.70 | | |
| 5 | TPC-01A-10-1 | 100 | 90 | 100 | 13.70 | | |
| 6 | TPC-01A-10-2 | | | 200 | 18.20 | | |
| 7 | TPC-01A-10-3 | | | 300 | 21.20 | | |
| 8 | TPC-01A-10-4 | | | 400 | 23.40 | | |
| 9 | TPC-01A-15-1 | 150 | 140 | 100 | 27.10 | | 高度 h 为 150 时, 每端 12 只连接孔 12 holes in either end of width modulator with a height of 150 mm |
| 10 | TPC-01A-15-2 | | | 200 | 30.50 | | |
| 11 | TPC-01A-15-3 | | | 300 | 33.90 | | |
| 12 | TPC-01A-15-4 | | | 400 | 37.30 | | |

安装图例

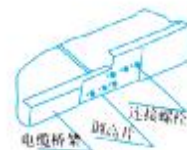


XQJ-TPC-01B 调高片 Height-Adjusting Flake

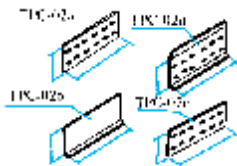


| 序号 No. | 型号 Model | L ₁ | L ₂ | L | 单价元/件 Unit price | 备注 Remark |
|--------|-----------------|----------------|----------------|-----|------------------|-------------------------------------|
| 1 | TPC-01B-60/100 | 50 | 90 | 205 | 10.60 | 高度 60 调 100 From 60mm to 100mm |
| 2 | TPC-01B-60/150 | 50 | 140 | 205 | 15.10 | 高度 60 调 150 From 60mm to 150mm |
| 3 | TPC-01B-100/150 | 90 | 140 | 205 | 17.10 | 高度 100 调 150 From 100mm to 150mm |
| 4 | TPC-01B-150/200 | 140 | 190 | 385 | 25.30 | 高度 150 调 200 From 150mm to 200mm |

安装图例

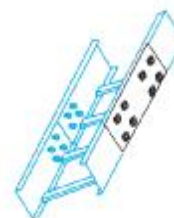


XQJ-TPC-02 直接片 Straight Connecting Flake




| 序号 No. | 型号 Model | 配套高度 H Height | h ₁ | h ₂ | L | 单价元/件 Unit price | 备注 Remark | | |
|--------|-------------|---------------|----------------|----------------|-------|--|--|--|--|
| 1 | TPC-02a-50 | 50, 60 | 35 | 32 | 205 | 9.80 | 桥架高度 125mm 以下的直接片为 6 只连接孔。 6 holes in connectors when cablw tray ia below 125mm high. | | |
| 2 | TPC-02b-50 | | | | | 9.50 | | | |
| 3 | TPC-02a-75 | 75 | 50 | 47 | | 10.60 | | | |
| 4 | TPC-02b-75 | | | | | 10.20 | | | |
| 5 | TPC-02a-100 | 100 | 75 | 71 | | 13.80 | | | |
| 6 | TPC-02b-100 | | | | | 13.50 | | | |
| 7 | TPC-02a-125 | 125 | 100 | 96 | | 16.50 | | 桥架高度 150mm 以上的直接片为 12 只连接孔。 12 holes in connectors when cablw tray ia below 150mm high. | |
| 8 | TPC-02b-125 | | | | | 16.00 | | | |
| 9 | TPC-02a-150 | 150 | 125 | 120 | | 19.50 | | | |
| 10 | TPC-02b-150 | | | | | 18.50 | | | |
| 11 | TPC-02a-200 | 200 | 175 | 170 | | 28.50 | | | 桥架高度 100mm 以下的直接片为 6 只连接孔。 6 holes in connectors when cablw tray ia below 100mm high. |
| 12 | TPC-02b-200 | | | | | 27.00 | | | |
| 13 | TPC-02c-60 | 60 | 30 | 205 | 10.60 | 桥架高度 150mm 以上的直接片为 12 只连接孔。 12 holes in connectors when cablw tray ia below 150mm high. | | | |
| 14 | TPC-02d-60 | | | | 10.20 | | | | |
| 15 | TPC-02c-100 | 100 | 35 | | 13.80 | | | | |
| 16 | TPC-02d-100 | | | | 13.50 | | | | |
| 17 | TPC-02c-150 | 150 | 80 | | 19.50 | | | | |
| 18 | TPC-02d-150 | | | | 18.50 | | | | |
| 19 | TPC-02c-200 | 200 | 130 | | 28.50 | | | | |
| 20 | TPC-02d-200 | | | | 27.00 | | | | |

安装图例

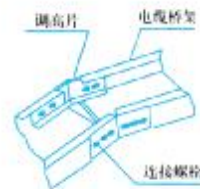


XQJ-TPC-03 弯接片 Curved Connecting Flake



| 序号 No. | 型号 Model | 配套高度 H Height | h ₁ | L | 单价元/件 Unit price | 备注 Remark | |
|--------|------------|---------------|----------------|-----|------------------|-----------|-------|
| 1 | TPC-03-50 | 50, 60 | 35 | 300 | 10.10 | | |
| 2 | TPC-03-75 | | | | 75 | | 50 |
| 3 | TPC-03-100 | 100 | 75 | | 17.90 | | |
| 4 | TPC-03-125 | 125 | 100 | | 20.90 | | |
| 5 | TPC-03-150 | 150 | 125 | | 600 | | 31.60 |
| 6 | TPC-03-200 | | | | | | 200 |

安装图例



XQJ-TPC-04 调角片 Angle-Adjusting Flake

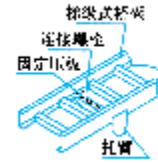
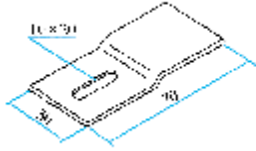


| 序号 No. | 型号 Model | 配套高度 H Height | h ₁ | L | 单价元/件 Unit price | 备注 Remark |
|--------|------------|---------------|----------------|-----|------------------|--|
| 1 | TPC-04-60 | 60 | 50 | 260 | 9.00 | 与梯级形式、托盘式、槽式小开档连接孔配套 used with ladder type, tray type and channel type cable tray 与大跨距桥架、槽式大开档桥架配 used with long span and channel |
| 2 | TPC-04-100 | 100 | 90 | 300 | 15.60 | |
| 3 | TPC-04-150 | 150 | 140 | 350 | 20.90 | |

安装图例

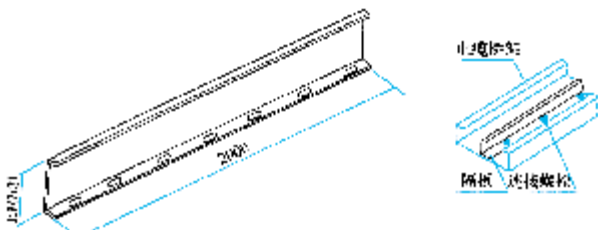


XQJ-TPC-05 固定压板



TPC-05 固定压板，主要用于梯级式桥架与托臂压固及梯级式桥架垂直安装时与墙壁固定 TPC-05 fixing pressed board is mainly used in the fixing of Stair-type bridge frame with bracket and the fixing of stair-type bridge frame with wall when installed vertically

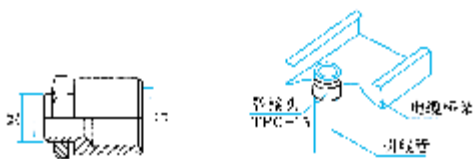
XQJ-TPC-07 隔板



n₁ 用于梯级式桥架
n₂ 用于托盘式和槽式桥架

| 型号 Model | 配套高度 | h ₁ mm | h ₂ mm | 重量 kg | |
|-------------|-------|----------------------|----------------------|----------------|----------------|
| | | | | h ₁ | h ₂ |
| TPC-07-50 | 50,60 | 35 | 40 | 2.78 | 3.60 |
| TPC-07-75 | 75 | | 65 | | 4.87 |
| TPC-07-100 | 100 | 75 | 90 | 4.49 | 6.17 |
| TPC-07-125 | 125 | | 115 | | 7.16 |
| TPC-07-150 | 150 | 125 | 140 | 8.29 | 10.92 |
| TPC-07-200 | 200 | | 190 | | 13.60 |

XQJ-TPC-13 管接头



| 序号 No. | 型号 Model | 配管尺寸 G size of pipe | M | d | s | 单价元/件 Unit price |
|-----------|--------------------------|---------------------------|---------|----|----|---------------------|
| 1 | TPC-13- $\frac{1}{2}$ " | $\frac{1}{2}$ " | M22×1.5 | 18 | 27 | 6.20 |
| 2 | TPC-13- $\frac{3}{4}$ " | $\frac{3}{4}$ " | M27×1.5 | 22 | 32 | 6.60 |
| 3 | TPC-13-1" | 1" | M33×1.5 | 28 | 41 | 12.30 |
| 4 | TPC-13-1 $\frac{1}{2}$ " | 1 $\frac{1}{2}$ " | M48×2 | 38 | 55 | 24.50 |
| 5 | TPC-13-2" | 2" | M56×2 | 48 | 65 | 32.90 |

铝合金电缆桥架 LQJ 系列

LQJ 系列铝合金是清华大学与我厂联合开发研制成功的新型产品。随着现代化工业的飞速发展，动力电缆、控制电缆和通信电缆的需求量猛增，因此，电缆桥架得到了广泛应用。它的作用能使厂用、船用乃至海上采油平台的电缆敷设实现了标准化、系列化和通用化的要求，为工程设计、施工安装、安全生产提供了方便。

我们有效地采用美国材料标准生产的铝合金桥架具有高抗蚀性能，由于对桥架铝型材截面设计的合理，整体结构紧凑，安装灵活多变致使本产品具有载荷大、重量轻、施工方便、外形美观等突出优点，在国内处于领先地位。

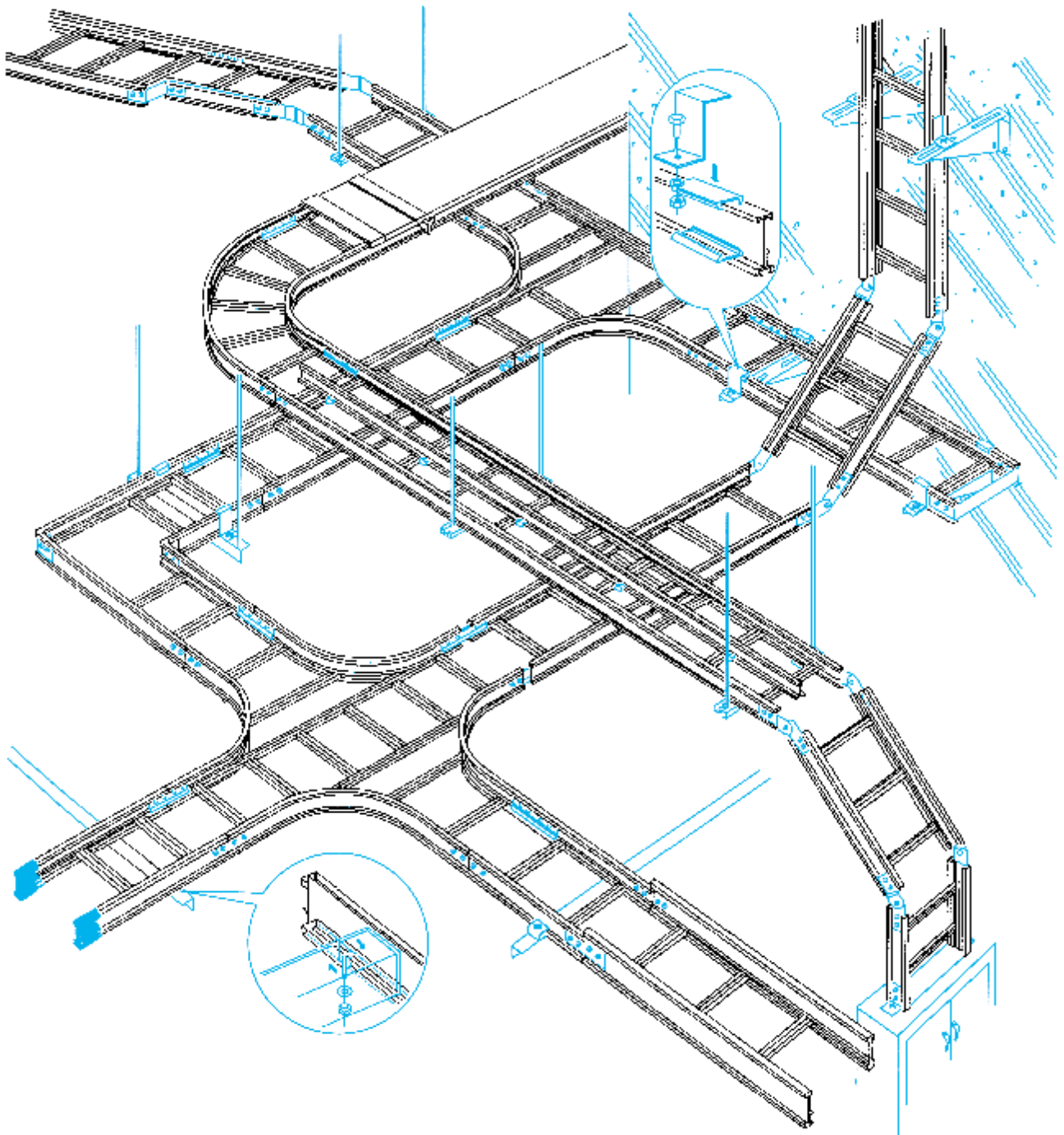
Aluminum Cable LQJ series

LQJ series of aluminum cable are new varieties of products researched and produced by our factory and Qinhua university. with the rapid development of modern industry, the requirement of power cable, control cable and communication cable increases so quickly, therefore cables are widely used. They can be used for the factory and the ship, so that the cable laying of the oil extraction terrace in the sea reaches standardization, and general purpose. They give the convenience to the project design, construction installation and safe production.

The aluminum cable produced by our factory is adopted with the same effect by the standardization of America material, having the function of high touch-resistance. Because of the reasonable design of the cross section of aluminum material, the integral structure is so compact, flexible and changeable in installation that it has such advantages as heavy load, light weight, convenient installation and beautiful modelling, holding a safe lead at home and abroad.

最新荣誉推出高防腐铝合金电缆桥架系列

NEWLY-PRODUCED SERIES OF HIGH ROTPROOF ALUNIMIUM ALLOY ELECTRIC CABLES BRIDGE FROMES

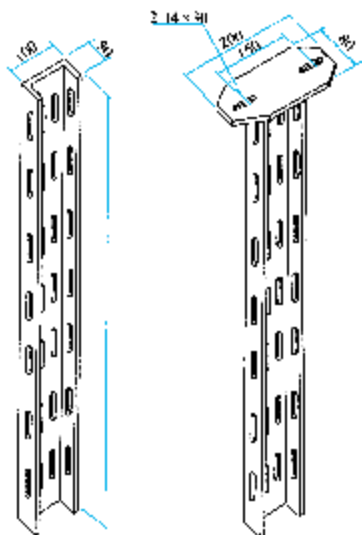


铝合金桥架

Al-alloy Type

槽式立柱 LQJ-H-01A

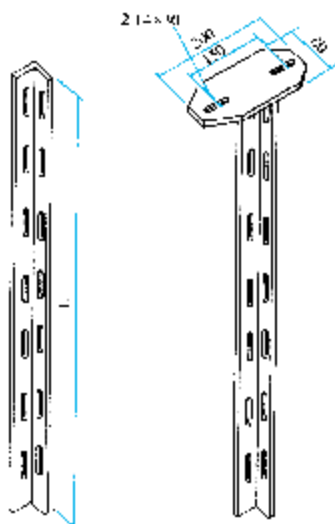
E-Channel Column Model LQJ-H-01A



| 型号 Model | 规格 b Specification | 重量 kg/件 Wt kg/pe | 备注 Remark |
|--------------|-----------------------|---------------------|---|
| LQJ-H-01A-3 | 300 | 1.30 | II 型每件加重 1kg Additional 1kg per piece for Type II |
| LQJ-H-01A-5 | 500 | 2.16 | |
| LQJ-H-01A-8 | 800 | 3.46 | |
| LQJ-H-01A-10 | 1000 | 4.32 | |
| LQJ-H-01A-15 | 1500 | 6.48 | |
| LQJ-H-01A-20 | 2000 | 8.64 | |

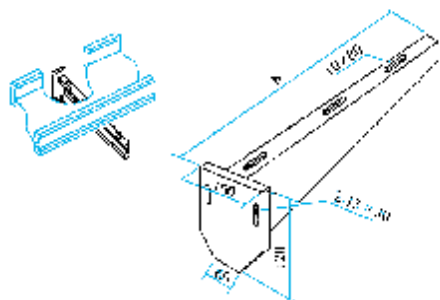
槽式立柱 LQJ-H-01B

E-Channel Column Model LQJ-H-01B



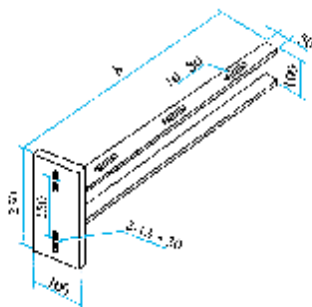
| 型号 Model | 规格 b Specification | 重量 kg/件 Wt kg/pe | 备注 Remark |
|--------------|-----------------------|---------------------|---|
| LQJ-H-01B-3 | 300 | 0.9 | II 型每件加重 1kg Additional 1kg per piece for Type II |
| LQJ-H-01B-5 | 500 | 1.15 | |
| LQJ-H-01B-8 | 800 | 2 | |
| LQJ-H-01B-10 | 1000 | 3.05 | |
| LQJ-H-01B-15 | 1500 | 4.2 | |
| LQJ-H-01B-20 | 2000 | 5.9 | |

托臂 LQJ-TB-01 Corbel Model LQJ-TB-01



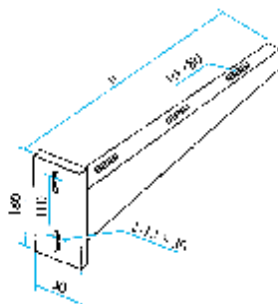
| 型号 Model | 规格 b Specification | 重量 kg/件 Wt kg/pe | 备注 Remark |
|----------------|-----------------------|---------------------|---------------------------------|
| LQJ-TB-01-150 | 250 | 0.77 | 连接螺栓 M12 Linked to bolts M12 |
| LQJ-TB-01-200 | 300 | 0.83 | |
| LQJ-TB-01-300 | 400 | 0.97 | |
| LQJ-TB-01-400 | 500 | 1.15 | |
| LQJ-TB-01-500 | 600 | 1.38 | |
| LQJ-TB-01-600 | 700 | 1.61 | |
| LQJ-TB-01-800 | 900 | 2.08 | |
| LQJ-TB-01-1000 | 1100 | 2.68 | |

托臂 LQJ-TB-02 Corbel Model LQJ-TB-02



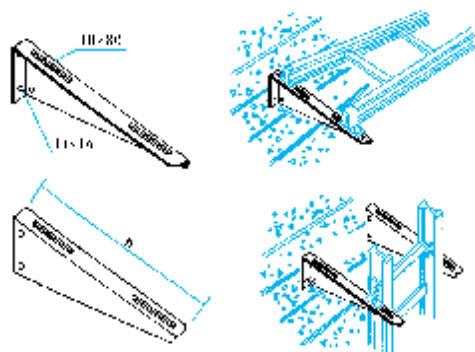
| 型号 Model | 规格 b Specification | 重量 kg/件 Wt kg/pe | 备注 Remark |
|----------------|-----------------------|---------------------|---------------------------------|
| LQJ-TB-02-150 | 250 | 2.4 | 连接螺栓 M12 Linked to bolts M12 |
| LQJ-TB-02-200 | 300 | 2.7 | |
| LQJ-TB-02-300 | 400 | 3.3 | |
| LQJ-TB-02-400 | 500 | 3.9 | |
| LQJ-TB-02-500 | 600 | 4.5 | |
| LQJ-TB-02-600 | 700 | 5.6 | |
| LQJ-TB-02-800 | 900 | 6.3 | |
| LQJ-TB-02-1000 | 1100 | 7.5 | |

托臂 LQJ-TB-03 Corbel Model LQJ-TB-03



| 型号 Model | 规格 b Specification | 重量 kg/件 Wt kg/pe | 备注 Remark |
|----------------|-----------------------|---------------------|---|
| LQJ-TB-03-150 | 250 | 0.59 | 连接螺栓 M12 ×35 Linked to bolts M12×35 |
| LQJ-TB-03-200 | 300 | 0.62 | |
| LQJ-TB-03-300 | 400 | 0.85 | |
| LQJ-TB-03-400 | 500 | 1.08 | |
| LQJ-TB-03-500 | 600 | 1.31 | |
| LQJ-TB-03-600 | 700 | 1.54 | |
| LQJ-TB-03-800 | 900 | 2.01 | |
| LQJ-TB-03-1000 | 1100 | 2.46 | |

托臂 LQJ-TB-04 Corbel Model LQJ-TB-04

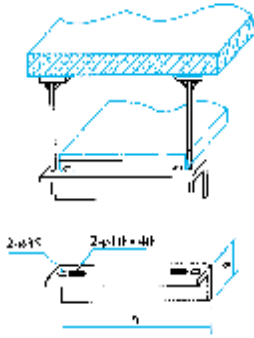


| 型号 Model | 规格 b Specification | 重量 kg/件 Wt kg/pe | 备注 Remark |
|----------------|-----------------------|---------------------|---|
| LQJ-TB-04-150 | 250 | 0.63 | 连接螺栓 M8 ×25 Linked to bolts M8×25 |
| LQJ-TB-04-200 | 300 | 0.87 | |
| LQJ-TB-04-300 | 400 | 1.13 | |
| LQJ-TB-04-400 | 500 | 1.37 | |
| LQJ-TB-04-500 | 600 | 2.15 | |
| LQJ-TB-04-600 | 700 | 2.28 | |
| LQJ-TB-04-700 | 800 | 3.89 | |
| LQJ-TB-04-800 | 900 | 4.53 | |
| LQJ-TB-04-1000 | 1100 | 5.40 | |

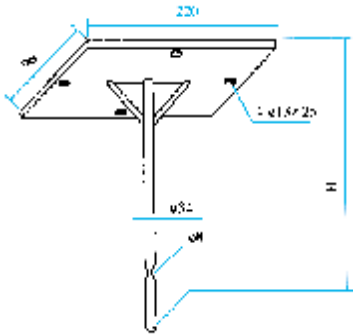
铝合金桥架

Al-alloy Type

悬吊式横梁及杆 LQJ-H-02A-02B
Cable Trays Beams and Siling Model LQJ-H-02A-02B

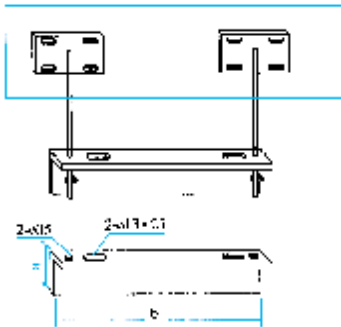


| 型号 Model | b | a | 重量 kg/件 Wt kg/pe |
|-------------|------|----|---------------------|
| 02B-5 | 500 | 60 | 1.43 |
| 02B-6 | 600 | 60 | 1.72 |
| 02B-8 | 800 | 80 | 2.59 |
| 02B-10 | 1000 | 80 | 3.23 |
| 02B-12 | 1200 | 80 | 3.88 |

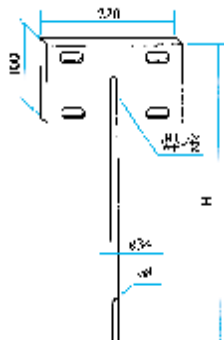


| 型号 Model | H | 重量 kg/件 Wt kg/pe |
|-------------|------|---------------------|
| 02A-5 | 500 | 2.68 |
| 02A-6 | 1000 | 4.59 |
| 02A-8 | 1500 | 6.50 |
| 02A-10 | 2000 | 8.42 |
| 02A-12 | 2500 | 10.33 |

悬吊式横梁及杆 LQJ-H-02B-02C
Cable Trays Beams and Siling Model LQJ-H-02B-02C



| 型号 Model | b | a | 重量 kg/件 Wt kg/pe |
|-------------|------|----|---------------------|
| 02B-5 | 500 | 60 | 1.43 |
| 02B-6 | 600 | 60 | 1.72 |
| 02B-8 | 800 | 80 | 2.59 |
| 02B-10 | 1000 | 80 | 3.23 |
| 02B-12 | 1200 | 80 | 3.88 |



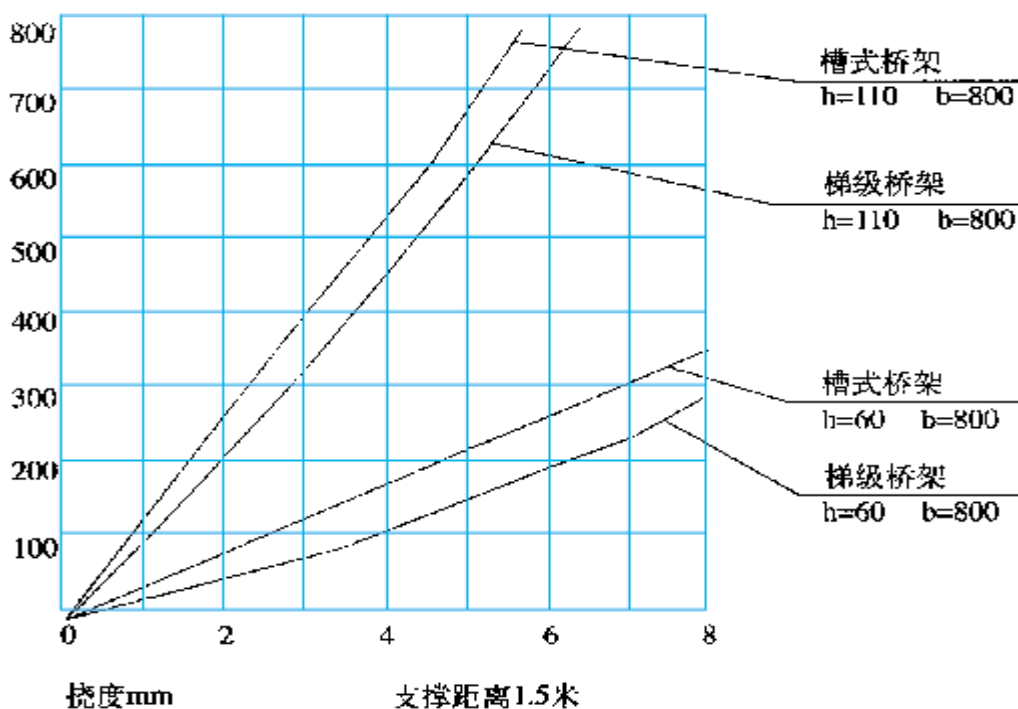
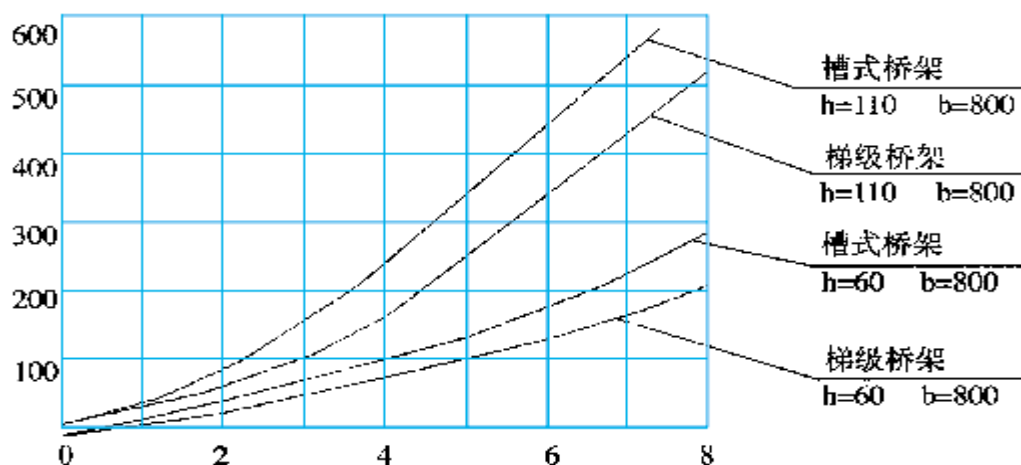
| 型号 Model | H | 重量 kg/件 Wt kg/pe |
|-------------|------|---------------------|
| 02C-5 | 500 | 2.51 |
| 02C-6 | 1000 | 4.46 |
| 02C-8 | 1500 | 6.47 |
| 02C-10 | 2000 | 8.34 |
| 02C-12 | 2500 | 10.31 |

型式和技术参数

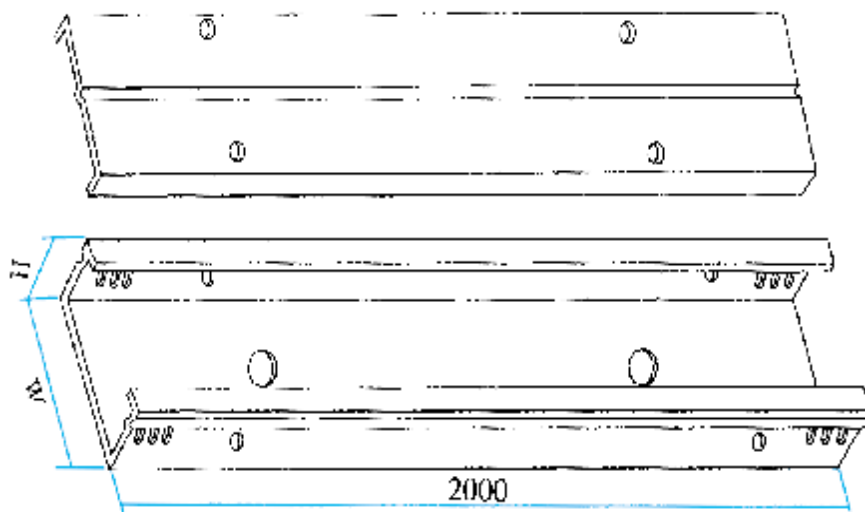
- 1.LQJ 系列铝合金桥架可分为梯级式、槽式,分别用 T、C 表示。
- 2.梯级式桥架具有良好的通风性能,不防尘,不防干扰。槽式桥架具有防尘、防干扰性能。
- 3.桥架长度 $\leq 6\text{m}$,当长度 $>6\text{m}$ 时可接受特殊订货。
- 4.梯级式、槽式载荷性能参照下图:

TYPES AND TECHNICAL PARAMETRES

- 1.LQJ series of aluminum alloy dridge frames can be divided into ladder-shaped and reoughshaped ones,separately represented by T、C.
- 2.Ladder-shapped framed have function of being venfilated,non dust-proof and non-disurbance-proof.
- 3.The cable tray Length is not more than 6 meters.When it is more than 6 meters,we may accept special orders.
- 4.The functqditions of the ladder-shape,trough-shape refer to the following charts.

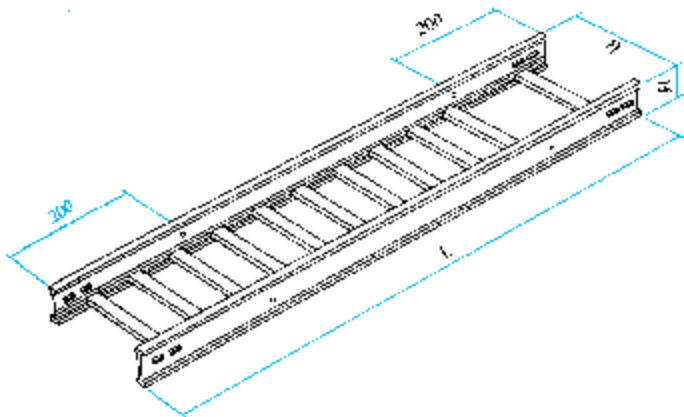


LQJ-WC 型配线桥架 LQJ-WC Wiring Cable Tray Model



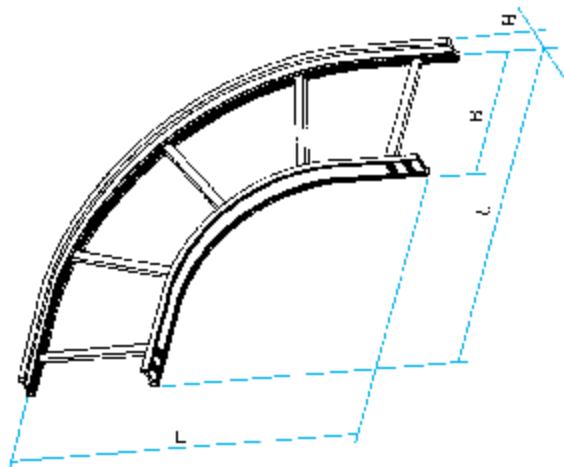
| 型号 Model | H | W | 重量 Weight |
|---------------|-----|-----|--------------|
| LQJ-WC-2.5-5 | 25 | 50 | 2.73 |
| LQJ-WC-2.5-10 | | 100 | 4.61 |
| LQJ-WC-2.5-15 | | 150 | 5.07 |
| LQJ-WC-2.5-20 | | 200 | 7.67 |
| LQJ-WC5-5 | 50 | 50 | 3.20 |
| LQJ-WC5-10 | | 100 | 5.12 |
| LQJ-WC5-15 | | 150 | 6.96 |
| LQJ-WC5-20 | | 200 | 8.19 |
| LQJ-WC10-5 | 100 | 50 | 6.18 |
| LQJ-WC10-10 | | 100 | 8.02 |
| LQJ-WC10-15 | | 150 | 9.24 |
| LQJ-WC10-20 | | 200 | 11.08 |

LQJ-T 型梯级式桥架
LQJ-T Ladder Frame



| 型号 Model | 宽度 B | 高度 H | 重量 (kg) | 护罩 Cover |
|--------------|---------|---------|------------|-------------|
| LQJ-T-6-10 | 100 | 60 | 6.33 | 2.71 |
| LQJ-T-6-20 | 200 | | 7.12 | 4.72 |
| LQJ-T-6-30 | 300 | | 7.79 | 6.68 |
| LQJ-T-6-40 | 400 | | 8.88 | 8.66 |
| LQJ-T-11-20 | 200 | 110 | 9.44 | 4.72 |
| LQJ-T-11-30 | 300 | | 10.06 | 6.68 |
| LQJ-T-11-40 | 400 | | 11.54 | 8.66 |
| LQJ-T-11-50 | 500 | | 12.21 | 12.75 |
| LQJ-T-11-60 | 600 | | 12.86 | 15.11 |
| LQJ-T-11-80 | 800 | | 14.20 | 23.13 |
| LQJ-T-11-100 | 1000 | | 15.54 | 28.63 |
| LQJ-T-14-40 | 400 | 140 | 13.13 | 8.66 |
| LQJ-T-14-50 | 600 | | 14.45 | 15.11 |
| LQJ-T-14-60 | 800 | | 15.80 | 23.13 |
| LQJ-T-14-80 | 1000 | | 17.14 | 28.63 |
| LQJ-T-14-100 | 400 | 180 | 15.91 | 8.66 |
| LQJ-T-18-60 | 600 | | 17.59 | 15.11 |
| LQJ-T-18-80 | 800 | | 19.16 | 23.13 |
| LQJ-T-18-100 | 1000 | | 20.88 | 28.63 |
| LQJ-T-20-40 | 400 | 200 | 16.24 | 8.66 |
| LQJ-T-20-60 | 600 | | 19.58 | 15.11 |
| LQJ-T-20-80 | 800 | | 21.59 | 23.13 |
| LQJ-T-20-100 | 1000 | | 23.58 | 28.63 |

LQJ-RT 型水平弯通
LQJ-RT Horizontal Elbow

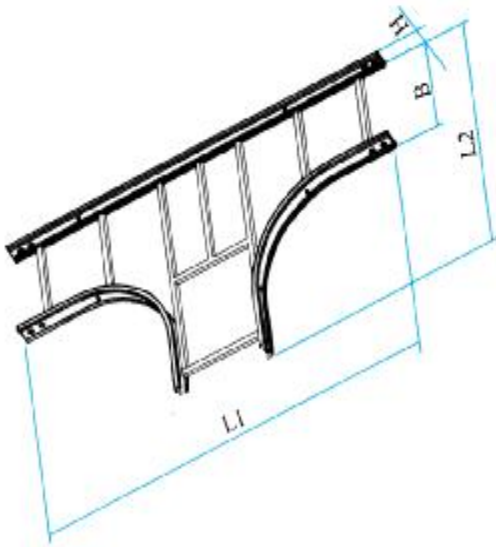


| 型号 Model | 宽度 B | 高度 H | L R=300 | 重量 (kg) | 护罩 Cover |
|---------------|---------|---------|------------|------------|-------------|
| LQJ-RT-6-10 | 100 | 60 | 600 | 3.51 | 0.84 |
| LQJ-RT-6-20 | 200 | | 700 | 3.68 | 1.62 |
| LQJ-RT-6-30 | 300 | | 800 | 4.52 | 2.51 |
| LQJ-RT-6-40 | 400 | | 900 | 5.35 | 4.70 |
| LQJ-RT-11-20 | 200 | 110 | 700 | 4.82 | 1.62 |
| LQJ-RT-11-30 | 300 | | 800 | 5.88 | 2.51 |
| LQJ-RT-11-40 | 400 | | 900 | 6.86 | 4.70 |
| LQJ-RT-11-50 | 500 | | 1000 | 8.26 | 6.24 |
| LQJ-RT-11-60 | 600 | | 1100 | 10.08 | 8.72 |
| LQJ-RT-11-80 | 800 | | 1200 | 12.74 | 13.40 |
| LQJ-RT-11-100 | 1000 | | 1300 | 15.68 | 16.02 |
| LQJ-RT-14-40 | 400 | 140 | 900 | 9.24 | 4.70 |
| LQJ-RT-14-50 | 600 | | 1100 | 10.64 | 8.72 |
| LQJ-RT-14-60 | 800 | | 1300 | 15.26 | 13.40 |
| LQJ-RT-14-80 | 1000 | | 1500 | 18.06 | 16.02 |
| LQJ-RT-14-100 | 400 | 180 | 900 | 11.62 | 4.70 |
| LQJ-RT-18-60 | 600 | | 1100 | 13.02 | 8.72 |
| LQJ-RT-18-80 | 800 | | 1300 | 17.64 | 13.40 |
| LQJ-RT-18-100 | 1000 | | 1500 | 20.44 | 16.02 |
| LQJ-RT-20-40 | 400 | 200 | 900 | 14.00 | 4.70 |
| LQJ-RT-20-60 | 600 | | 1100 | 15.40 | 8.72 |
| LQJ-RT-20-80 | 800 | | 1300 | 20.02 | 13.40 |
| LQJ-RT-20-100 | 1000 | | 1500 | 22.82 | 16.02 |

铝合金桥架

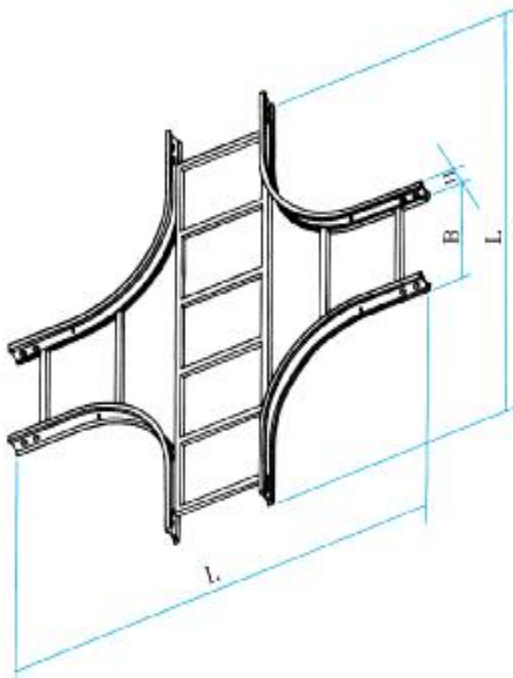
Al-alloy Type

LQJ-ST 型水平三通
LQJ-ST Horizontal Elbow



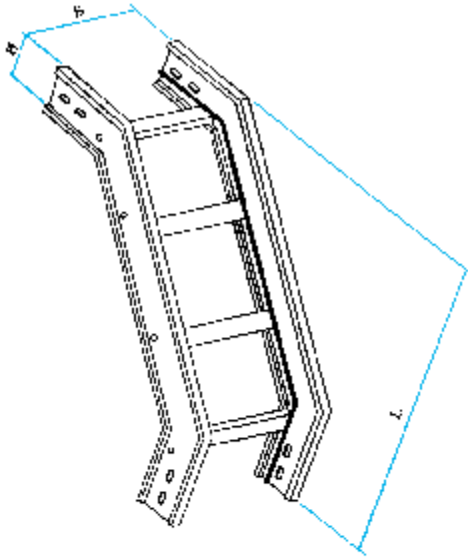
| 型号 Model | 宽度 B | 高度 H | L1 R=300 | L2 R=300 | 重量 (kg) | 护罩 Cover |
|---------------|---------|---------|-------------|-------------|------------|-------------|
| LQJ-ST-6-10 | 100 | 60 | 1100 | 600 | 4.98 | 1.52 |
| LQJ-ST-6-20 | 200 | | 1200 | 700 | 5.85 | 2.93 |
| LQJ-ST-6-30 | 300 | | 1300 | 800 | 6.84 | 4.52 |
| LQJ-ST-6-40 | 400 | | 1400 | 900 | 7.28 | 8.46 |
| LQJ-ST-11-20 | 200 | 110 | 1200 | 700 | 7.83 | 2.93 |
| LQJ-ST-11-30 | 300 | | 1300 | 800 | 8.74 | 4.52 |
| LQJ-ST-11-40 | 400 | | 1400 | 900 | 9.98 | 8.46 |
| LQJ-ST-11-50 | 500 | | 1500 | 1000 | 10.64 | 11.22 |
| LQJ-ST-11-60 | 600 | | 1600 | 1100 | 11.87 | 12.54 |
| LQJ-ST-11-80 | 800 | | 1800 | 1200 | 15.45 | 24.11 |
| LQJ-ST-11-100 | 1000 | | 2000 | 1300 | 19.02 | 28.83 |
| LQJ-ST-14-40 | 400 | 140 | 1400 | 900 | 12.01 | 8.46 |
| LQJ-ST-14-50 | 600 | | 1600 | 1100 | 14.56 | 12.45 |
| LQJ-ST-14-60 | 800 | | 1800 | 1300 | 17.29 | 24.11 |
| LQJ-ST-14-80 | 1000 | | 2000 | 1500 | 19.72 | 28.83 |
| LQJ-ST-14-100 | 400 | 180 | 1400 | 900 | 14.38 | 8.46 |
| LQJ-ST-18-60 | 600 | | 1600 | 1100 | 16.93 | 12.54 |
| LQJ-ST-18-80 | 800 | | 1800 | 1300 | 19.66 | 24.11 |
| LQJ-ST-18-100 | 1000 | | 2000 | 1500 | 22.09 | 28.83 |
| LQJ-ST-20-40 | 400 | 200 | 1400 | 900 | 17.70 | 8.46 |
| LQJ-ST-20-60 | 600 | | 1600 | 1100 | 21.32 | 12.54 |
| LQJ-ST-20-80 | 800 | | 1800 | 1300 | 26.21 | 24.11 |
| LQJ-ST-20-100 | 1000 | | 2000 | 1500 | 31.74 | 28.83 |

LQJ-ST4 型水平四通
LQJ-ST4 Horizontal Elbow



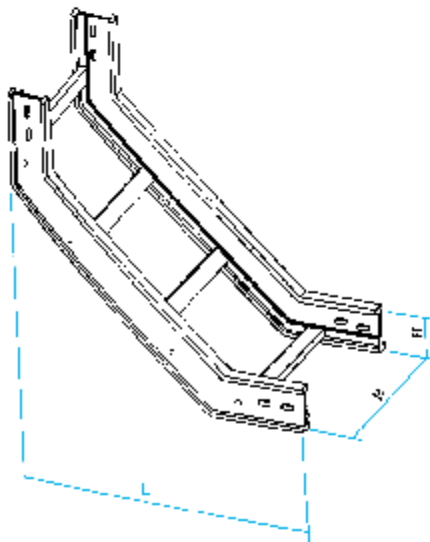
| 型号 Model | 宽度 B | 高度 H | L R=300 | 重量 (kg) | 护罩 Cover |
|----------------|---------|---------|------------|------------|-------------|
| LQJ-ST4-6-10 | 100 | 60 | 1100 | 6.60 | 2.10 |
| LQJ-ST4-6-20 | 200 | | 1200 | 7.80 | 4.05 |
| LQJ-ST4-6-30 | 300 | | 1300 | 9.02 | 6.27 |
| LQJ-ST4-6-40 | 400 | | 1400 | 10.64 | 11.73 |
| LQJ-ST4-11-20 | 200 | 110 | 1200 | 9.77 | 4.05 |
| LQJ-ST4-11-30 | 300 | | 1300 | 10.95 | 6.27 |
| LQJ-ST4-11-40 | 400 | | 1400 | 12.59 | 11.73 |
| LQJ-ST4-11-50 | 500 | | 1500 | 13.88 | 15.60 |
| LQJ-ST4-11-60 | 600 | | 1600 | 15.15 | 21.78 |
| LQJ-ST4-11-80 | 800 | | 1800 | 18.60 | 33.48 |
| LQJ-ST4-11-100 | 1000 | | 2000 | 22.50 | 40.09 |
| LQJ-ST4-14-40 | 400 | 140 | 1400 | 13.41 | 11.73 |
| LQJ-ST4-14-50 | 600 | | 1600 | 15.96 | 21.78 |
| LQJ-ST4-14-60 | 800 | | 1800 | 18.69 | 33.48 |
| LQJ-ST4-14-80 | 1000 | | 2000 | 22.80 | 40.09 |
| LQJ-ST4-14-100 | 400 | 180 | 1400 | 15.78 | 11.73 |
| LQJ-ST4-18-60 | 600 | | 1600 | 18.33 | 21.78 |
| LQJ-ST4-18-80 | 800 | | 1800 | 21.06 | 33.48 |
| LQJ-ST4-18-100 | 1000 | | 2000 | 24.21 | 40.09 |
| LQJ-ST4-20-40 | 400 | 200 | 1400 | 21.90 | 11.73 |
| LQJ-ST4-20-60 | 600 | | 1600 | 25.76 | 21.78 |
| LQJ-ST4-20-80 | 800 | | 1800 | 30.90 | 33.48 |
| LQJ-ST4-20-100 | 1000 | | 2000 | 36.75 | 40.09 |

LQJ-TRT 型凸型二通
LQJ-TRT Vertical Elbow



| 型号 Model | 宽度 B | 高度 H | L | | 重量 (kg) | | 护罩 Cover | |
|----------------|---------|---------|-------|-------|------------|-------|-------------|-------|
| | | | R=300 | R=600 | | | | |
| LQJ-ART-6-10 | 100 | 60 | 560 | 860 | 1.40 | 1.58 | 0.91 | 1.32 |
| LQJ-ART-6-20 | 200 | | | | 1.73 | 3.00 | 1.48 | 2.15 |
| LQJ-ART-6-30 | 300 | | | | 2.04 | 3.56 | 2.05 | 2.98 |
| LQJ-ART-6-40 | 400 | | | | 2.39 | 4.05 | 3.49 | 5.08 |
| LQJ-ART-11-20 | 200 | 110 | 610 | 910 | 2.39 | 3.45 | 1.62 | 2.29 |
| LQJ-ART-11-30 | 300 | | | | 2.70 | 4.01 | 2.24 | 3.18 |
| LQJ-ART-11-40 | 400 | | | | 3.00 | 4.50 | 3.81 | 5.43 |
| LQJ-ART-11-50 | 500 | | | | 3.35 | 5.10 | 4.66 | 6.63 |
| LQJ-ART-11-60 | 600 | | | | 3.68 | 5.55 | 6.86 | 9.76 |
| LQJ-ART-11-80 | 800 | | | | 4.32 | 6.71 | 8.95 | 12.73 |
| LQJ-ART-11-100 | 1000 | | | | 4.99 | 7.80 | 11.02 | 15.78 |
| LQJ-ART-14-40 | 400 | 140 | 640 | 940 | 3.00 | 4.80 | 3.91 | 5.53 |
| LQJ-ART-14-50 | 600 | | | | 3.60 | 5.55 | 7.11 | 10.01 |
| LQJ-ART-14-60 | 800 | | | | 4.35 | 6.98 | 9.27 | 13.05 |
| LQJ-ART-14-80 | 1000 | | | | 5.10 | 8.06 | 11.42 | 16.18 |
| LQJ-ART-14-100 | 400 | | | | 3.05 | 4.86 | 4.22 | 5.84 |
| LQJ-ART-18-60 | 600 | 180 | 680 | 980 | 3.65 | 5.72 | 7.57 | 10.47 |
| LQJ-ART-18-80 | 800 | | | | 4.37 | 7.04 | 9.87 | 13.65 |
| LQJ-ART-18-100 | 1000 | | | | 5.15 | 8.12 | 12.15 | 16.91 |
| LQJ-ART-20-40 | 400 | 200 | 700 | 1000 | 5.94 | 8.55 | 4.34 | 5.96 |
| LQJ-ART-20-60 | 600 | | | | 6.90 | 10.20 | 7.78 | 10.68 |
| LQJ-ART-20-80 | 800 | | | | 7.89 | 11.85 | 10.15 | 13.93 |
| LQJ-ART-20-100 | 1000 | | | | 8.85 | 13.47 | 12.50 | 17.26 |

LQJ-ART 型凹型二通
LQJ-ART Vertical Elbow

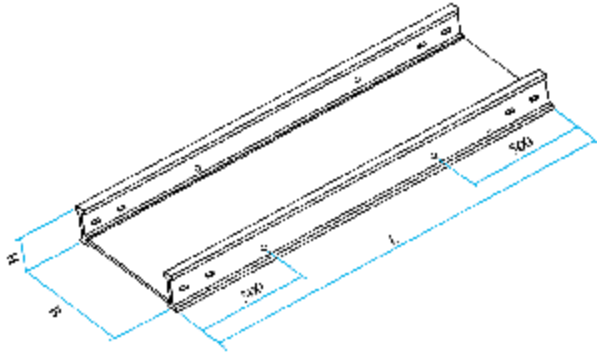


| 型号 Model | 宽度 B | 高度 H | L | | 重量 (kg) | | 护罩 Cover | |
|----------------|---------|---------|-------|-------|------------|-------|-------------|-------|
| | | | R=300 | R=600 | | | | |
| LQJ-ART-6-10 | 100 | 60 | 560 | 860 | 1.40 | 1.58 | 0.81 | 1.22 |
| LQJ-ART-6-20 | 200 | | | | 1.73 | 3.00 | 1.32 | 1.99 |
| LQJ-ART-6-30 | 300 | | | | 2.04 | 3.56 | 1.83 | 2.76 |
| LQJ-ART-6-40 | 400 | | | | 2.39 | 4.05 | 3.09 | 4.71 |
| LQJ-ART-11-20 | 200 | 110 | 610 | 910 | 2.39 | 3.45 | 1.32 | 1.99 |
| LQJ-ART-11-30 | 300 | | | | 2.70 | 4.01 | 1.82 | 2.76 |
| LQJ-ART-11-40 | 400 | | | | 3.00 | 4.50 | 3.09 | 4.71 |
| LQJ-ART-11-50 | 500 | | | | 3.35 | 5.10 | 3.76 | 5.73 |
| LQJ-ART-11-60 | 600 | | | | 3.68 | 5.55 | 5.54 | 8.44 |
| LQJ-ART-11-80 | 800 | | | | 4.32 | 6.71 | 7.23 | 11.01 |
| LQJ-ART-11-100 | 1000 | | | | 4.99 | 7.80 | 8.90 | 13.66 |
| LQJ-ART-14-40 | 400 | 140 | 640 | 940 | 3.00 | 4.80 | 3.09 | 4.71 |
| LQJ-ART-14-50 | 600 | | | | 3.60 | 5.55 | 5.54 | 8.44 |
| LQJ-ART-14-60 | 800 | | | | 4.35 | 6.98 | 7.23 | 11.01 |
| LQJ-ART-14-80 | 1000 | | | | 5.10 | 8.06 | 8.90 | 13.66 |
| LQJ-ART-14-100 | 400 | | | | 3.05 | 4.86 | 3.09 | 4.71 |
| LQJ-ART-18-60 | 600 | 180 | 680 | 980 | 3.65 | 5.72 | 5.54 | 8.44 |
| LQJ-ART-18-80 | 800 | | | | 4.37 | 7.04 | 7.23 | 11.01 |
| LQJ-ART-18-100 | 1000 | | | | 5.15 | 8.12 | 8.90 | 13.66 |
| LQJ-ART-20-40 | 400 | 200 | 700 | 1000 | 5.94 | 8.55 | 3.09 | 4.71 |
| LQJ-ART-20-60 | 600 | | | | 6.90 | 10.20 | 5.54 | 8.44 |
| LQJ-ART-20-80 | 800 | | | | 7.89 | 11.85 | 7.23 | 11.01 |
| LQJ-ART-20-100 | 1000 | | | | 8.85 | 13.47 | 8.90 | 13.66 |

铝合金桥架

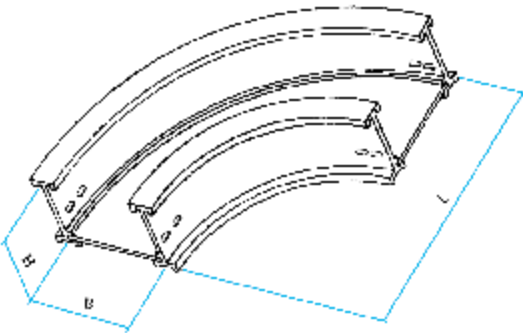
Al-alloy Type

LQJ-C 型槽式桥架
LQJ-C Trough-Shaped Frame



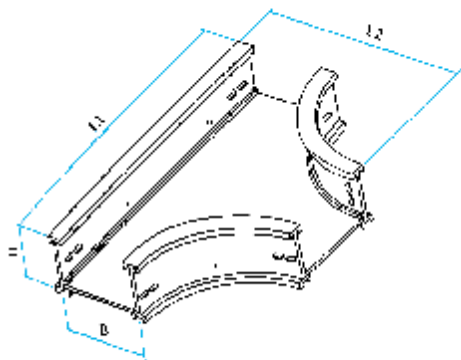
| 型号 Model | 宽度 B | 高度 H | 重量 (kg) | 护罩 Cover |
|--------------|---------|---------|------------|-------------|
| LQJ-C-6-10 | 100 | 60 | 10.09 | 2.71 |
| LQJ-C-6-20 | 200 | | 11.10 | 4.72 |
| LQJ-C-6-30 | 300 | | 12.09 | 6.68 |
| LQJ-C-6-40 | 400 | | 13.13 | 8.66 |
| LQJ-C-11-20 | 200 | 110 | 14.55 | 4.72 |
| LQJ-C-11-30 | 300 | | 15.57 | 6.68 |
| LQJ-C-11-40 | 400 | | 16.58 | 8.66 |
| LQJ-C-11-50 | 500 | | 19.22 | 12.75 |
| LQJ-C-11-60 | 600 | | 21.69 | 15.11 |
| LQJ-C-11-80 | 800 | | 29.85 | 23.13 |
| LQJ-C-11-100 | 1000 | | 35.46 | 28.63 |
| LQJ-C-14-40 | 400 | 140 | 19.78 | 8.66 |
| LQJ-C-14-50 | 600 | | 21.80 | 15.11 |
| LQJ-C-14-60 | 800 | | 30.27 | 23.13 |
| LQJ-C-14-80 | 1000 | | 36.05 | 28.63 |
| LQJ-C-14-100 | 400 | 180 | 24.10 | 8.66 |
| LQJ-C-18-60 | 600 | | 26.13 | 15.11 |
| LQJ-C-18-80 | 800 | | 30.96 | 23.13 |
| LQJ-C-18-100 | 1000 | | 36.86 | 28.63 |
| LQJ-C-20-40 | 400 | 200 | 23.58 | 8.66 |
| LQJ-C-20-60 | 600 | | 31.25 | 15.11 |
| LQJ-C-20-80 | 800 | | 40.31 | 23.13 |
| LQJ-C-20-100 | 1000 | | 46.95 | 28.63 |

LQJ-RC 型水平弯通
LQJ-RC Horizontal Elbow



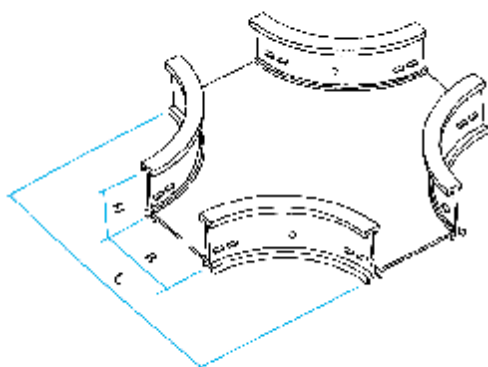
| 型号 Model | 宽度 B | 高度 H | L R=300 | 重量 (kg) | 护罩 Cover |
|---------------|---------|---------|------------|------------|-------------|
| LQJ-RC-6-10 | 100 | 60 | 600 | 3.75 | 0.84 |
| LQJ-RC-6-20 | 200 | | 700 | 4.36 | 1.62 |
| LQJ-RC-6-30 | 300 | | 800 | 5.60 | 2.51 |
| LQJ-RC-6-40 | 400 | | 900 | 6.99 | 4.70 |
| LQJ-RC-11-20 | 200 | 110 | 700 | 6.04 | 1.62 |
| LQJ-RC-11-30 | 300 | | 800 | 7.05 | 2.51 |
| LQJ-RC-11-40 | 400 | | 900 | 8.23 | 4.70 |
| LQJ-RC-11-50 | 500 | | 1000 | 9.91 | 6.24 |
| LQJ-RC-11-60 | 600 | | 1100 | 12.56 | 8.72 |
| LQJ-RC-11-80 | 800 | | 1200 | 16.85 | 13.40 |
| LQJ-RC-11-100 | 1000 | | 1300 | 23.88 | 16.02 |
| LQJ-RC-14-40 | 400 | 140 | 900 | 14.70 | 4.70 |
| LQJ-RC-14-50 | 600 | | 1100 | 12.76 | 8.72 |
| LQJ-RC-14-60 | 800 | | 1300 | 18.30 | 13.40 |
| LQJ-RC-14-80 | 1000 | | 1500 | 24.23 | 16.02 |
| LQJ-RC-14-100 | 400 | 180 | 900 | 16.26 | 4.70 |
| LQJ-RC-18-60 | 600 | | 1100 | 15.62 | 8.72 |
| LQJ-RC-18-80 | 800 | | 1300 | 21.16 | 13.40 |
| LQJ-RC-18-100 | 1000 | | 1500 | 24.52 | 16.02 |
| LQJ-RC-20-40 | 400 | 200 | 900 | 16.80 | 4.70 |
| LQJ-RC-20-60 | 600 | | 1100 | 19.19 | 8.72 |
| LQJ-RC-20-80 | 800 | | 1300 | 24.70 | 13.40 |
| LQJ-RC-20-100 | 1000 | | 1500 | 32.93 | 16.02 |

LQJ-SC1 型水平三通
LQJ-SC Horizontal Elbow



| 型号 Model | 宽度 B | 高度 H | L1 R=300 | L2 R=300 | 重量 (kg) | 护罩 Cover |
|---------------|---------|---------|-------------|-------------|------------|-------------|
| LQJ-SC-6-10 | 100 | 60 | 1100 | 600 | 5.73 | 1.52 |
| LQJ-SC-6-20 | 200 | | 1200 | 700 | 7.98 | 2.92 |
| LQJ-SC-6-30 | 300 | | 1300 | 800 | 10.13 | 4.52 |
| LQJ-SC-6-40 | 400 | | 1400 | 900 | 11.90 | 8.46 |
| LQJ-SC-11-20 | 200 | 110 | 1200 | 700 | 9.62 | 2.93 |
| LQJ-SC-11-30 | 300 | | 1300 | 800 | 11.82 | 4.52 |
| LQJ-SC-11-40 | 400 | | 1400 | 900 | 14.64 | 8.46 |
| LQJ-SC-11-50 | 500 | | 1500 | 1000 | 21.26 | 11.22 |
| LQJ-SC-11-60 | 600 | | 1600 | 1100 | 25.04 | 12.54 |
| LQJ-SC-11-80 | 800 | | 1800 | 1200 | 33.11 | 24.11 |
| LQJ-SC-11-100 | 1000 | 140 | 2000 | 1300 | 44.22 | 28.83 |
| LQJ-SC-14-40 | 400 | | 1400 | 900 | 14.90 | 8.46 |
| LQJ-SC-14-50 | 600 | | 1600 | 1100 | 22.71 | 12.54 |
| LQJ-SC-14-60 | 800 | | 1800 | 1300 | 33.29 | 24.11 |
| LQJ-SC-14-80 | 1000 | 180 | 2000 | 1500 | 44.52 | 28.83 |
| LQJ-SC-14-100 | 400 | | 1400 | 900 | 17.25 | 8.46 |
| LQJ-SC-18-60 | 600 | | 1600 | 1100 | 24.05 | 12.54 |
| LQJ-SC-18-80 | 800 | | 1800 | 1300 | 34.73 | 24.11 |
| LQJ-SC-18-100 | 1000 | 200 | 2000 | 1500 | 44.67 | 28.83 |
| LQJ-SC-20-40 | 400 | | 1400 | 900 | 22.36 | 8.46 |
| LQJ-SC-20-60 | 600 | | 1600 | 1100 | 46.52 | 12.54 |
| LQJ-SC-20-80 | 800 | | 1800 | 1300 | 43.88 | 24.11 |
| LQJ-SC-20-100 | 1000 | | 2000 | 1500 | 56.85 | 28.83 |

LQJ-SC4 型水平四通
LQJ-SC4 Horizontal Cross

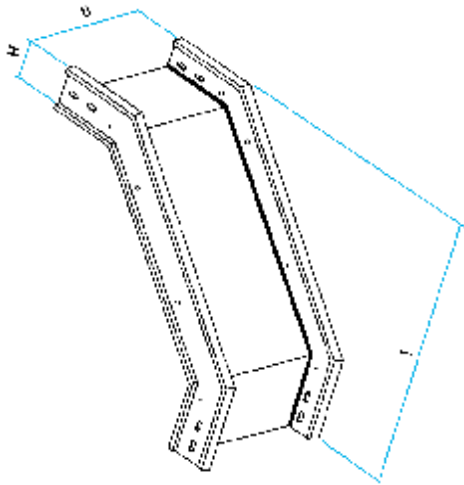


| 型号 Model | 宽度 B | 高度 H | L R=300 | 重量 (kg) | 护罩 Cover |
|----------------|---------|---------|------------|------------|-------------|
| LQJ-SC4-6-10 | 100 | 60 | 1100 | 8.10 | 2.10 |
| LQJ-SC4-6-20 | 200 | | 1200 | 10.74 | 4.05 |
| LQJ-SC4-6-30 | 300 | | 1300 | 13.44 | 6.27 |
| LQJ-SC4-6-40 | 400 | | 1400 | 16.70 | 11.73 |
| LQJ-SC4-11-20 | 200 | 110 | 1200 | 12.71 | 4.05 |
| LQJ-SC4-11-30 | 300 | | 1300 | 15.39 | 6.27 |
| LQJ-SC4-11-40 | 400 | | 1400 | 18.65 | 11.73 |
| LQJ-SC4-11-50 | 500 | | 1500 | 24.23 | 15.60 |
| LQJ-SC4-11-60 | 600 | | 1600 | 28.05 | 21.78 |
| LQJ-SC4-11-80 | 800 | | 1800 | 41.84 | 33.48 |
| LQJ-SC4-11-100 | 1000 | 140 | 2000 | 53.82 | 40.09 |
| LQJ-SC4-14-40 | 400 | | 1400 | 18.96 | 11.73 |
| LQJ-SC4-14-50 | 600 | | 1600 | 28.35 | 21.78 |
| LQJ-SC4-14-60 | 800 | | 1800 | 41.84 | 33.48 |
| LQJ-SC4-14-80 | 1000 | 180 | 2000 | 54.12 | 40.09 |
| LQJ-SC4-14-100 | 400 | | 1400 | 19.05 | 11.73 |
| LQJ-SC4-18-60 | 600 | | 1600 | 28.44 | 21.78 |
| LQJ-SC4-18-80 | 800 | | 1800 | 41.93 | 33.48 |
| LQJ-SC4-18-100 | 1000 | 200 | 2000 | 54.21 | 40.09 |
| LQJ-SC4-20-40 | 400 | | 1400 | 27.96 | 11.73 |
| LQJ-SC4-20-60 | 600 | | 1600 | 38.66 | 21.78 |
| LQJ-SC4-20-80 | 800 | | 1800 | 53.84 | 33.48 |
| LQJ-SC4-20-100 | 1000 | | 2000 | 68.07 | 40.09 |

铝合金桥架

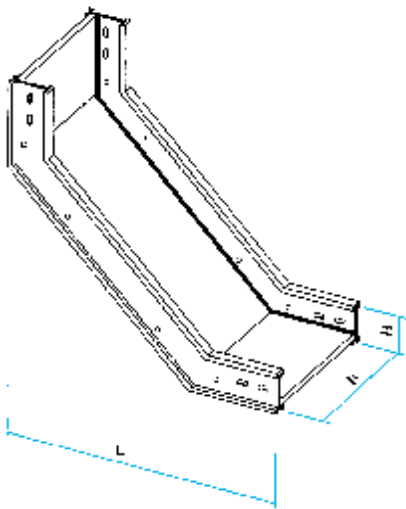
Al-alloy Type

LOJ-TRC 型凸型二通 LOJ-TRC Vertical Elbow



| 型号 Model | 宽度 B | 高度 H | L | | 重量 (kg) | | 护罩 Cover | |
|----------------|---------|---------|-------|-------|------------|-------|-------------|-------|
| | | | R=300 | R=600 | | | | |
| LOJ-TRC-6-10 | 100 | 60 | 560 | 860 | 1.82 | 2.21 | 0.91 | 1.32 |
| LOJ-TRC-6-20 | 200 | | | | 2.66 | 4.40 | 1.48 | 2.15 |
| LOJ-TRC-6-30 | 300 | | | | 3.47 | 5.72 | 2.05 | 2.98 |
| LOJ-TRC-6-40 | 400 | | | | 4.31 | 6.96 | 3.49 | 5.08 |
| LOJ-TRC-11-20 | 200 | 110 | 610 | 910 | 3.32 | 4.85 | 1.62 | 2.29 |
| LOJ-TRC-11-30 | 300 | | | | 4.13 | 6.17 | 2.24 | 3.18 |
| LOJ-TRC-11-40 | 400 | | | | 4.92 | 7.41 | 3.81 | 5.43 |
| LOJ-TRC-11-50 | 500 | | | | 6.57 | 10.01 | 4.66 | 6.63 |
| LOJ-TRC-11-60 | 600 | | | | 7.85 | 11.48 | 6.86 | 9.76 |
| LOJ-TRC-11-80 | 800 | | | | 10.88 | 16.64 | 8.95 | 12.73 |
| LOJ-TRC-11-100 | 1000 | | | | 13.17 | 20.25 | 11.02 | 15.78 |
| LOJ-TRC-14-40 | 400 | 140 | 640 | 940 | 4.92 | 7.71 | 3.91 | 5.53 |
| LOJ-TRC-14-50 | 600 | | | | 7.50 | 11.78 | 7.11 | 10.01 |
| LOJ-TRC-14-60 | 800 | | | | 10.91 | 16.91 | 9.27 | 13.05 |
| LOJ-TRC-14-80 | 1000 | | | | 13.32 | 20.51 | 11.42 | 16.18 |
| LOJ-TRC-14-100 | 400 | | | | 4.97 | 7.77 | 4.22 | 5.84 |
| LOJ-TRC-18-60 | 600 | 180 | 680 | 980 | 7.55 | 11.84 | 7.57 | 10.47 |
| LOJ-TRC-18-80 | 800 | | | | 10.95 | 16.97 | 9.87 | 13.65 |
| LOJ-TRC-18-100 | 1000 | | | | 13.37 | 20.57 | 12.15 | 16.91 |
| LOJ-TRC-20-40 | 400 | 200 | 700 | 1000 | 8.13 | 11.46 | 4.34 | 5.96 |
| LOJ-TRC-20-60 | 600 | | | | 10.80 | 16.13 | 7.78 | 10.68 |
| LOJ-TRC-20-80 | 800 | | | | 14.45 | 21.78 | 10.15 | 13.93 |
| LOJ-TRC-20-100 | 1000 | | | | 17.07 | 25.92 | 12.50 | 17.26 |

LOJ-ARC 型凹型二通 LOJ-ARC Vertical Elbow



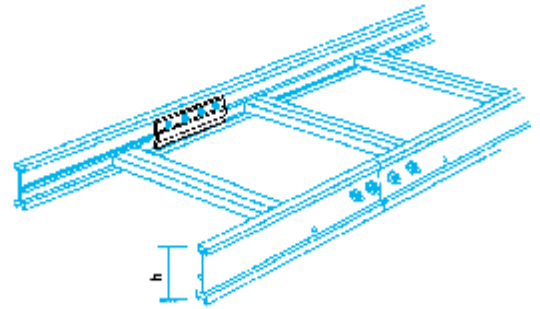
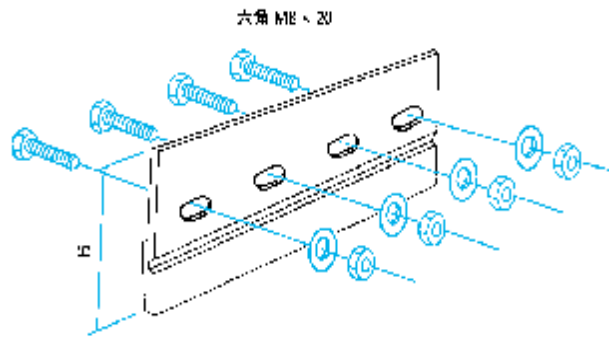
| 型号 Model | 宽度 B | 高度 H | L | | 重量 (kg) | | 护罩 Cover | |
|----------------|---------|---------|-------|-------|------------|-------|-------------|-------|
| | | | R=300 | R=600 | | | | |
| LOJ-ARC-6-10 | 100 | 60 | 560 | 860 | 1.88 | 2.27 | 0.81 | 1.22 |
| LOJ-ARC-6-20 | 200 | | | | 2.76 | 4.50 | 1.32 | 1.99 |
| LOJ-ARC-6-30 | 300 | | | | 3.65 | 5.90 | 1.83 | 2.76 |
| LOJ-ARC-6-40 | 400 | | | | 4.26 | 7.20 | 3.09 | 4.71 |
| LOJ-ARC-11-20 | 200 | 110 | 610 | 910 | 3.53 | 4.19 | 1.32 | 1.99 |
| LOJ-ARC-11-30 | 300 | | | | 4.44 | 6.48 | 1.82 | 2.76 |
| LOJ-ARC-11-40 | 400 | | | | 5.36 | 7.85 | 3.09 | 4.71 |
| LOJ-ARC-11-50 | 500 | | | | 7.31 | 10.73 | 3.76 | 5.73 |
| LOJ-ARC-11-60 | 600 | | | | 8.45 | 12.30 | 5.54 | 8.44 |
| LOJ-ARC-11-80 | 800 | | | | 12.33 | 18.08 | 7.23 | 11.01 |
| LOJ-ARC-11-100 | 1000 | | | | 13.30 | 22.07 | 8.90 | 13.66 |
| LOJ-ARC-14-40 | 400 | 140 | 640 | 940 | 5.48 | 8.25 | 3.09 | 4.71 |
| LOJ-ARC-14-50 | 600 | | | | 8.60 | 12.89 | 5.54 | 8.44 |
| LOJ-ARC-14-60 | 800 | | | | 12.75 | 18.78 | 7.23 | 11.01 |
| LOJ-ARC-14-80 | 1000 | | | | 15.63 | 22.88 | 8.9 | 13.66 |
| LOJ-ARC-14-100 | 400 | | | | 4.97 | 7.77 | 3.09 | 4.71 |
| LOJ-ARC-18-60 | 600 | 180 | 680 | 980 | 7.55 | 11.84 | 5.54 | 8.44 |
| LOJ-ARC-18-80 | 800 | | | | 10.95 | 16.97 | 7.23 | 11.01 |
| LOJ-ARC-18-100 | 1000 | | | | 13.37 | 20.57 | 8.90 | 13.66 |
| LOJ-ARC-20-40 | 400 | 200 | 700 | 1000 | 8.64 | 12.21 | 3.09 | 4.71 |
| LOJ-ARC-20-60 | 600 | | | | 12.38 | 17.63 | 5.54 | 8.44 |
| LOJ-ARC-20-80 | 800 | | | | 17.09 | 24.30 | 7.23 | 11.01 |
| LOJ-ARC-20-100 | 1000 | | | | 20.39 | 29.09 | 8.90 | 13.66 |

连接件 LQJ-FJ-01

A
B
C

Connector Model LQJ-FJ-01

A
B
C



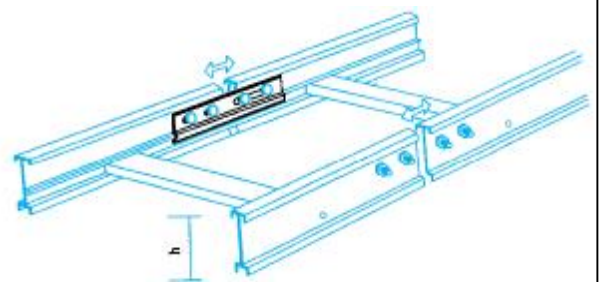
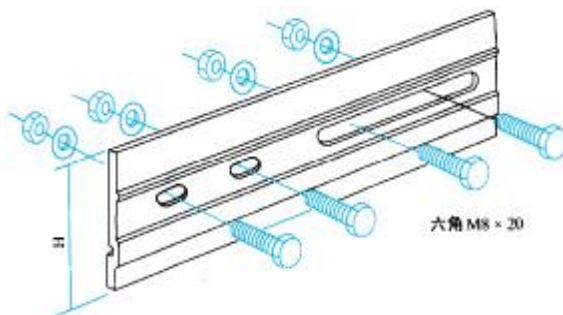
| 型号 Model | 配套高度 h | H | 单价元/件 unit/pc | 备注 Remark |
|----------------|-----------|-----|------------------|---------------------------------|
| LQJ-FJ-01A-60 | 60 | 46 | 9.80 | 4 只连接孔 4 holes in connectors |
| LQJ-FJ-01A-110 | 110 | 96 | 13.80 | |
| LQJ-FJ-01B-140 | 140 | 126 | 19.50 | 8 只连接孔 8 holes in connectors |
| LQJ-FJ-01C-180 | 180 | 164 | 24.20 | |
| LQJ-FJ-01C-200 | 200 | 184 | 28.50 | |

连接件 LQJ-FJ-02

A
B

Connector Model LQJ-FJ-02

A
B
C



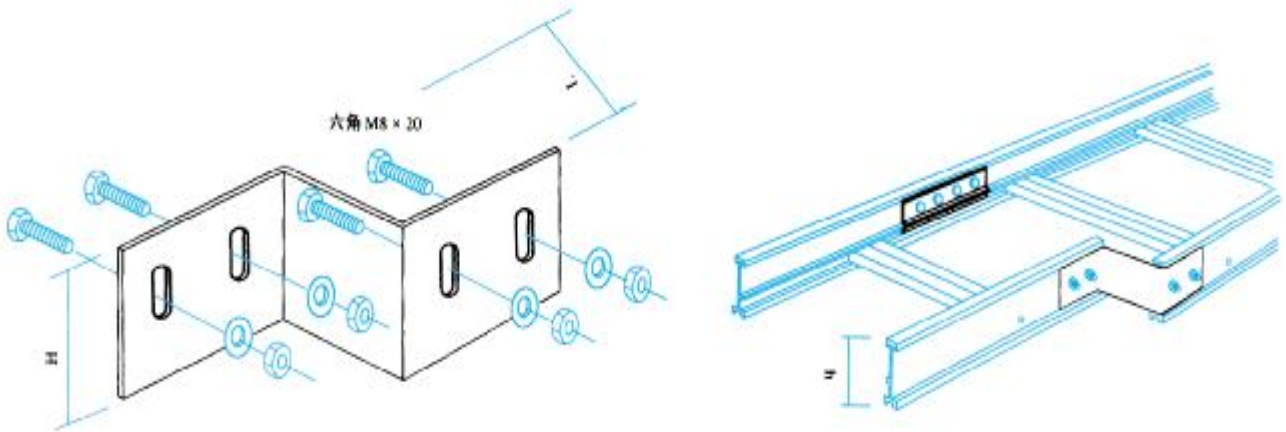
| 型号 Model | 配套高度 h | H | 单价元/件 unit/pc | 备注 Remark |
|----------------|-----------|-----|------------------|---------------------------------|
| LQJ-FJ-02A-60 | 60 | 46 | 9.80 | 4 只连接孔 4 holes in connectors |
| LQJ-FJ-02A-110 | 110 | 96 | 13.80 | |
| LQJ-FJ-02B-140 | 140 | 126 | 19.50 | 8 只连接孔 8 holes in connectors |
| LQJ-FJ-02C-180 | 180 | 164 | 24.20 | |
| LQJ-FJ-02C-200 | 200 | 184 | 28.50 | |

铝合金桥架

Al-alloy Type

调宽片 LQJ-FJ-03

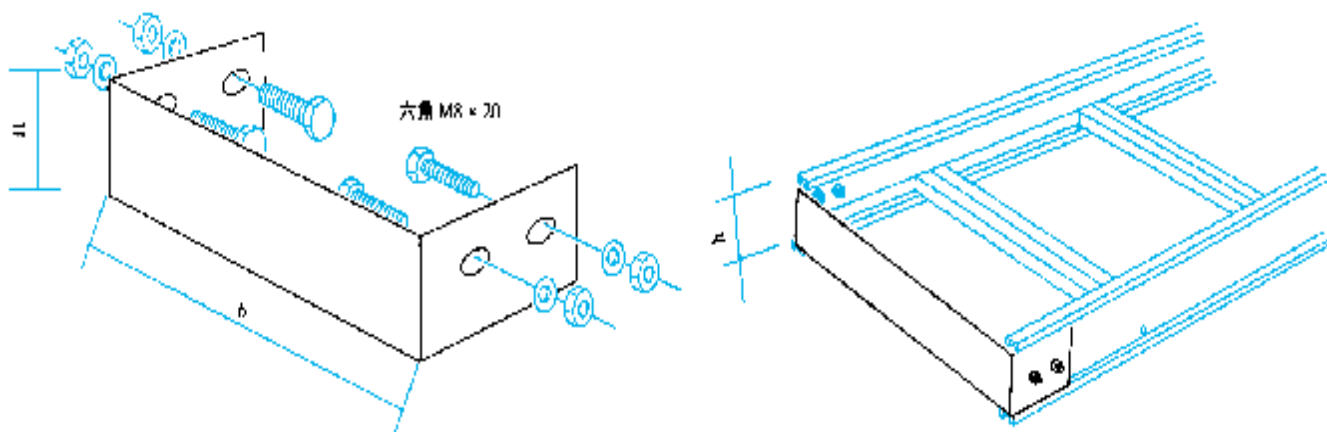
Width Modulator Model LQJ-FJ-03



| 型号 Model | 配套高度 Height | | L | 单价元/件 unit/price (\$) | 型号 Model | 配套高度 Height | | L | 单价元/件 unit/price (\$) | | | | | |
|--------------|----------------|-------|-----|-----------------------------|---|----------------|-----|-----|-----------------------------|--|-----|-------|--|--|
| | h | H | | | | h | H | | | | | | | |
| LQJ-FJ-03-1 | 60 | 47 | 50 | 6.60 | LQJ-FJ-03-19 | 180 | 165 | 100 | 37.20 | | | | | |
| LQJ-FJ-03-2 | | | 100 | 9.80 | LQJ-FJ-03-20 | | | 150 | 46.20 | | | | | |
| LQJ-FJ-03-3 | | | 150 | 13.00 | LQJ-FJ-03-21 | | | 200 | 55.20 | | | | | |
| LQJ-FJ-03-4 | | | 200 | 16.20 | LQJ-FJ-03-22 | | | 300 | 64.20 | | | | | |
| LQJ-FJ-03-5 | | | 300 | 21.80 | LQJ-FJ-03-23 | | | 50 | 32.30 | | | | | |
| LQJ-FJ-03-6 | 110 | 90 | 50 | 9.20 | LQJ-FJ-03-24 | 200 | 185 | 100 | 41.30 | | | | | |
| LQJ-FJ-03-7 | | | 100 | 13.70 | LQJ-FJ-03-25 | | | 150 | 50.30 | | | | | |
| LQJ-FJ-03-8 | | | 150 | 18.20 | LQJ-FJ-03-26 | | | 200 | 59.30 | | | | | |
| LQJ-FJ-03-9 | | | 200 | 22.70 | LQJ-FJ-03-27 | | | 300 | 68.30 | | | | | |
| LQJ-FJ-03-10 | | | 250 | 27.20 | 备注: Remark 高度 h 为 60、110、140 时 4 只连接孔 4 holes in connectors of width modulator with a height of 60mm 110mm and 140mm. 高度 h 为 180、200 时 8 只连接孔 8 holes in connectors of width modulator with a height of 180mm and 200mm. | | | | | | | | | |
| LQJ-FJ-03-11 | | | 300 | 31.70 | | | | | | | | | | |
| LQJ-FJ-03-12 | | | 400 | 36.20 | | | | | | | | | | |
| LQJ-FJ-03-13 | | | 50 | 18.00 | | | | | | | | | | |
| LQJ-FJ-03-14 | | | 140 | 127 | | | | | | | 100 | 27.10 | | |
| LQJ-FJ-03-15 | | | | | | | | | | | 150 | 36.00 | | |
| LQJ-FJ-03-16 | 200 | 45.00 | | | | | | | | | | | | |
| LQJ-FJ-03-17 | 300 | 54.00 | | | | | | | | | | | | |
| LQJ-FJ-03-18 | 50 | 28.20 | | | | | | | | | | | | |

终端封头 LQJ-FJ-04

End Blockate Model LQJ-FJ-04

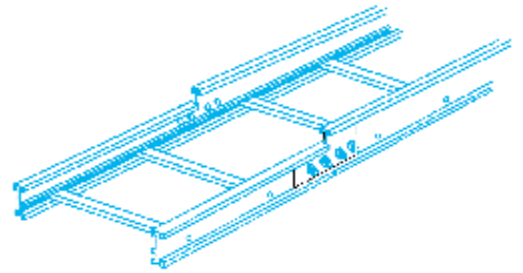
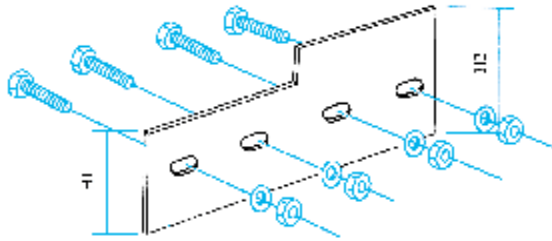


| 型号 Model | 配套高度 h Height | H | b | 重量(kg) Weight | 备注 Remark | |
|--------------|---------------------|-----|------|------------------|--|---|
| LQJ-FJ-04-1 | 60 | 47 | 105 | 0.08 | 高度 h 为 60、110、140、时 8 只连接孔 8 holes in connectors of width modulator with a height of 180mm and 200mm. | |
| LQJ-FJ-04-2 | | | 205 | 0.15 | | |
| LQJ-FJ-04-3 | | | 305 | 0.23 | | |
| LQJ-FJ-04-4 | | | 405 | 0.30 | | |
| LQJ-FJ-04-5 | 110 | 97 | 205 | 0.33 | | |
| LQJ-FJ-04-6 | | | 305 | 0.50 | | |
| LQJ-FJ-04-7 | | | 405 | 0.66 | | |
| LQJ-FJ-04-8 | | | 505 | 0.83 | | |
| LQJ-FJ-04-9 | | | 605 | 0.97 | | |
| LQJ-FJ-04-10 | 140 | 127 | 805 | 1.31 | | |
| LQJ-FJ-04-11 | | | 1005 | 1.64 | | |
| LQJ-FJ-04-12 | | | 405 | 1.22 | | |
| LQJ-FJ-04-13 | | | 605 | 1.82 | | |
| LQJ-FJ-04-14 | | | 805 | 2.42 | | |
| LQJ-FJ-04-15 | 180 | 165 | 1005 | 3.02 | | |
| LQJ-FJ-04-16 | | | 405 | 1.16 | | |
| LQJ-FJ-04-17 | | | 605 | 1.73 | | |
| LQJ-FJ-04-18 | | | 805 | 2.29 | | |
| LQJ-FJ-04-19 | | | 1005 | 2.87 | | |
| LQJ-FJ-04-20 | 200 | 185 | 405 | 1.28 | | 高度 h 为 180、200 时 4 只连接孔 4 holes in connectors of width modulator with a height of 110mm and 140mm. |
| LQJ-FJ-04-21 | | | 605 | 1.91 | | |
| LQJ-FJ-04-22 | | | 805 | 2.54 | | |
| LQJ-FJ-04-23 | | | 1005 | 3.17 | | |

铝合金桥架

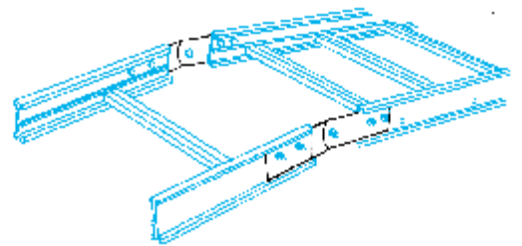
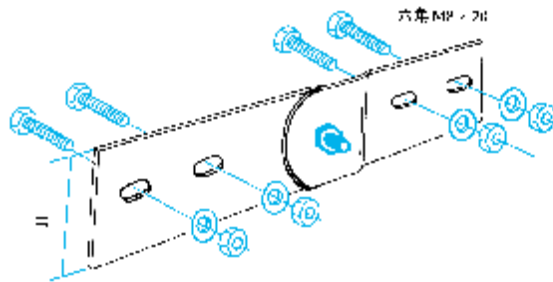
Al-alloy Type

调高片 LQJ-FJ-05
Height Modvlatr
Model LQJ-FJ-



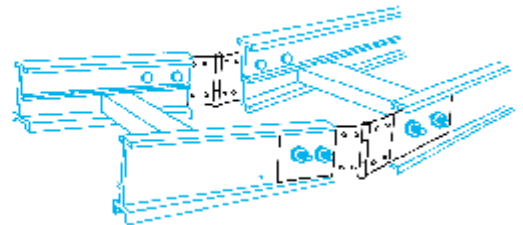
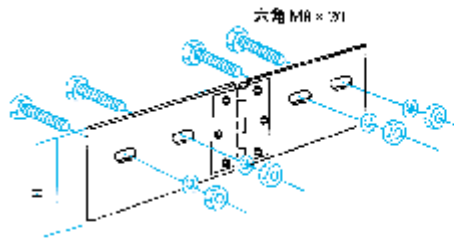
| 型号 Model | H ₁ | H ₂ | 单价元/件 unit/price | 备注 Remark |
|-------------------|----------------|----------------|---------------------|----------------------------------|
| LQJ-FJ-05-60/110 | 47 | 97 | 10.60 | 高度 60 调 110 From 60mm to 110mm |
| LQJ-FJ-05-60/140 | 47 | 127 | 15.10 | 高度 60 调 140 From 60mm to 140mm |
| LQJ-FJ-05-110/140 | 97 | 127 | 17.10 | 高度 110 调 140 From 110mm to 140mm |
| LQJ-FJ-05-140/180 | 127 | 165 | 21.80 | 高度 140 调 180 From 140mm to 180mm |
| LQJ-FJ-05-180/200 | 165 | 185 | 27.30 | 高度 180 调 200 From 180mm to 200mm |

调角片 LQJ-FJ-05
Angle Modvlator
Model LQJ-FJ-05



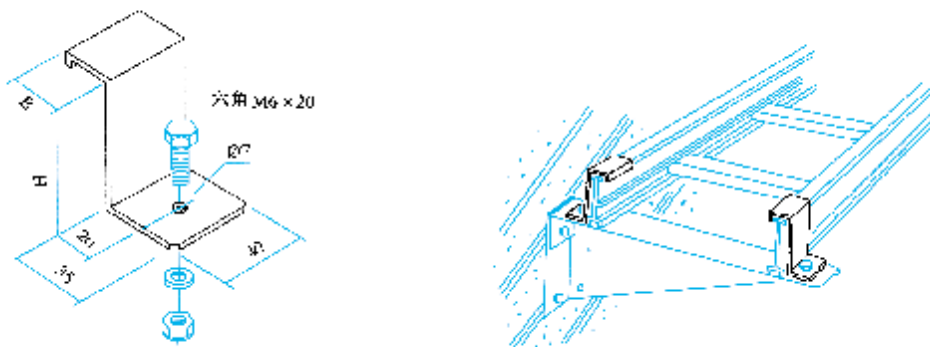
| 型号 Model | H | 单价元/件 unit/price | 备注 Remark |
|---------------|-----|---------------------|---------------------------------|
| LQJ-FJ-06-60 | 47 | 18.10 | 4 只连接孔 4 holes in connectors |
| LQJ-FJ-06-110 | 97 | 31.20 | |
| LQJ-FJ-06-140 | 127 | 36.80 | |
| LQJ-FJ-06-180 | 165 | 42.70 | 8 只连接孔 8 holes in connectors |
| LQJ-FJ-06-200 | 185 | 48.30 | |

水平转角铰链 LQJ-FJ-08
Horizontal Cornerninge
Model LQJ-FJ-08



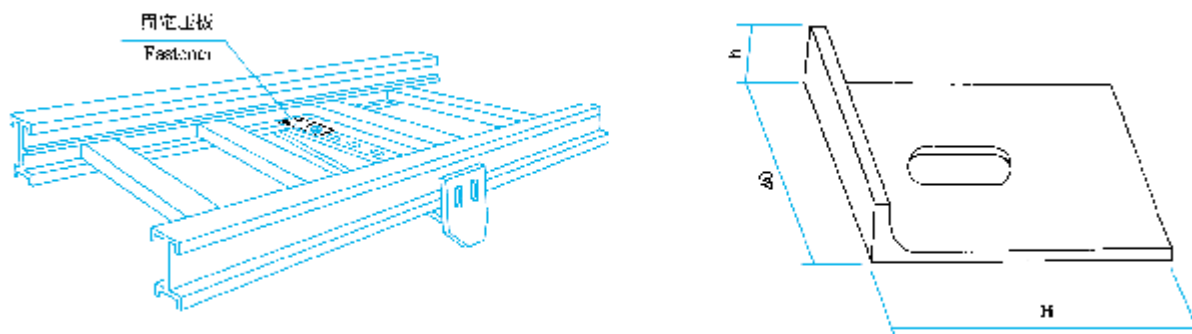
| 型号 Model | H | 单价元/件 unit/price | 备注 Remark |
|---------------|-----|---------------------|---------------------------------|
| LQJ-FJ-08-60 | 47 | 20.20 | 4 只连接孔 4 holes in connectors |
| LQJ-FJ-08-110 | 97 | 24.80 | |
| LQJ-FJ-08-140 | 127 | 35.80 | |
| LQJ-FJ-08-180 | 165 | 41.80 | 8 只连接孔 8 holes in connectors |
| LQJ-FJ-08-200 | 185 | 63.20 | |

S 型压板 LQJ-FJ-09
S-Clamp Model LQJ-FJ-09



| 型号 Model | B | H | 单价元/件 unit/price | 备注 Remark |
|---------------|----|-------|---------------------|---------------------------------|
| LQJ-FJ-09-60 | 27 | 59.5 | 8.10 | 4 只连接孔 4 holes in connectors |
| LQJ-FJ-09-110 | | 109.5 | 12.80 | |
| LQJ-FJ-09-140 | | 139.5 | 14.56 | |
| LQJ-FJ-09-180 | 33 | 174.5 | 17.28 | 8 只连接孔 8 holes in connectors |
| LQJ-FJ-09-200 | | 199.5 | 18.72 | |

固定压板 LQJ-FJ-10
Fastener Model LQJ-FJ-10

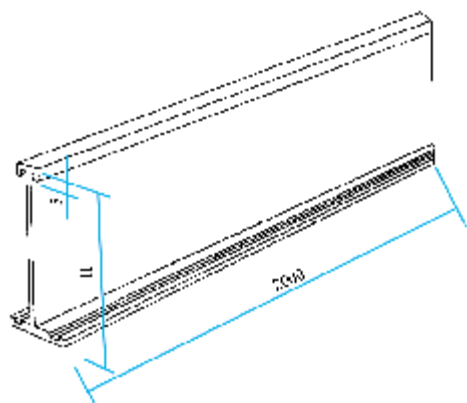


| 型号 Model | B | H | 单价元/件 unit/price | 备注 Remark |
|-------------|----|----|---------------------|------------------------------|
| LQJ-FJ-10-1 | 43 | 14 | 4.8 | 用于 60、110、140 for 60、110、140 |
| LQJ-FJ-10-2 | 46 | 16 | 5.6 | 用于 180、200 for 180、200 |

铝合金桥架

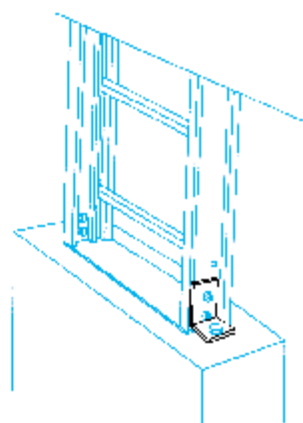
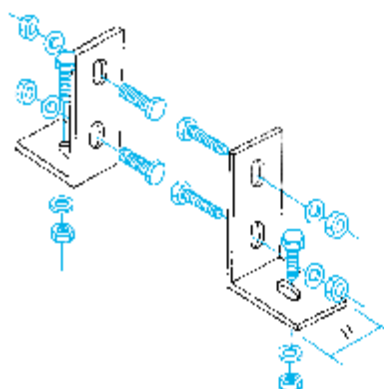
Al-alloy Type

隔离板 LQJ-FJ-11
Sparating plate Model LQJ-FJ-11



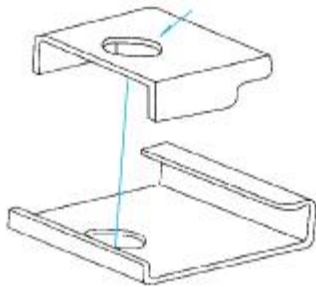
| 型号 Model | H | 重量(kg) Weight |
|---------------|-----|------------------|
| LQJ-FJ-11-60 | 37 | 1.62 |
| LQJ-FJ-11-110 | 87 | 2.67 |
| LQJ-FJ-11-140 | 117 | 3.30 |
| LQJ-FJ-11-180 | 157 | 4.20 |
| LQJ-FJ-11-200 | 177 | 4.58 |

支架 LQJ-FJ-12
Holding-up frames Model LQJ-FJ-12



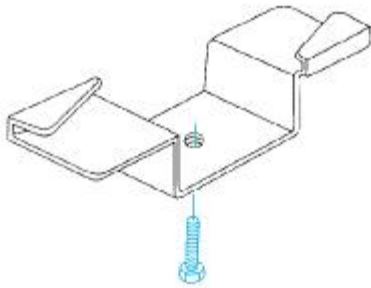
| 型号 Model | H | 单价/件 unit/price | 备注 Remark |
|---------------|-----|--------------------|---------------------------------|
| LQJ-FJ-12-60 | 47 | 7.68 | 3 只连接孔 3 holes in connectors |
| LQJ-FJ-12-110 | 97 | 16.00 | |
| LQJ-FJ-12-140 | 127 | 20.80 | |
| LQJ-FJ-12-180 | 165 | 27.20 | 5 只连接孔 5 holes in connectors |
| LQJ-FJ-12-200 | 185 | 30.40 | |

悬吊器 LQJ-FJ-13
Suspending lustellation Model LQJ-FJ-13



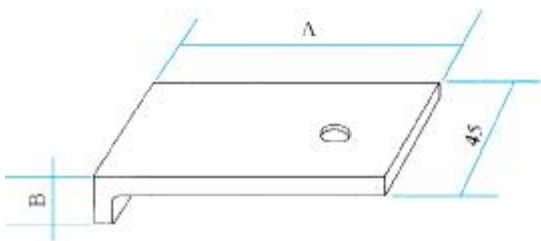
| 型 号 Model | 单价元/件 Unit Price | 备 注 Remark |
|--------------|---------------------|--------------------------------|
| LQJ-FJ-13-1 | 28.50 | 用于 60、110、140 for60、110、140 |
| LQJ-FJ-13-2 | 31.60 | 用于 180、200 for180、200 |

凸型卡子 LQJ-FJ-18
Convex clip Model LQJ-FJ-18



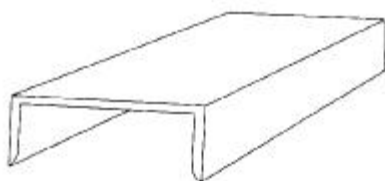
| 型 号 Model | 单价元/件 Unit Price | 备 注 Remark |
|--------------|---------------------|--------------------------------|
| LQJ-FJ-18-1 | 67.5 | 用于 60、110、140 for60、110、140 |
| LQJ-FJ-18-2 | 68.3 | 用于 180、200 for180、200 |

绝缘垫 LQJ-FJ-19
Insulator Model LQJ-FJ-19



| 型 号 Model | 单价元/件 Unit Price | 备 注 Remark |
|--------------|---------------------|--------------------------------|
| LQJ-FJ-19-1 | 4.6 | 用于 60、110、140 for60、110、140 |
| LQJ-FJ-19-2 | 5.2 | 用于 180、200 for180、200 |

绝缘垫 LQJ-FJ-20
Insulator Model LQJ-FJ-20



| 型 号 Model | 单价元/件 Unit Price | 备 注 Remark |
|--------------|---------------------|--------------------------------|
| LQJ-FJ-20-1 | 2.4 | 用于 60、110、140 for60、110、140 |
| LQJ-FJ-20-2 | 2.8 | 用于 180、200 for180、200 |

防火电缆桥架 FQJ 系列

FQJ 系列电缆桥架有良好的绝热、防火、防腐和适用于广泛环境的性能,还具有重量轻、承载力大、安全可靠的特点,技术上达到了国内先进水平。

对于不同使用场合,FQJ 系列防火槽盒可分为四部分:

1)耐火型全封闭槽盒:该产品适用于 10KV 以下电力电缆,以及控制电缆、照明配线等室内室外架空电缆沟、隧道的敷设。

2)耐火型半封闭槽盒:该产品能够经受火焰熏烤,槽内温度可以限制在电缆安全运行允许值内,盒盖为双层盖板。除了有防雨功能外,在遇高温时可自动下落,盖住散热孔,隔绝空气。

3)电缆隧道用耐火槽盒:该产品可广泛用隧道、地下公共设施等场合。具有良好的通风透气性,当槽盒着火或电缆过热时,由于火焰作用使原来开启的浸有特种防火涂料的通风网孔堵塞,并膨胀成厚厚的碳屑包复电缆,网上小盖自动下落,盖住网面,使燃烧介质缺氧自熄。

4)耐火型无机槽盒:该产品用无机材料与增强玻璃纤维构成,耐火结构为全封闭式,有效防止电缆自燃及外部火种的危害。另由于选用无机材料,特别适用于酸、碱腐蚀严重的场合。

Fire-proof Cable Tray FQJ Series

FQJ series of cable have good function like heat insulation, fire-proof, corrosion-resisting and also are suitable for wide-ranging environment. They have characteristics of light weight, heavy load and reliable safety, and also have reached the advanced standard in country.

FQJ series of fire-proof channel box can be divided into four parts as follows according to different use occasions.

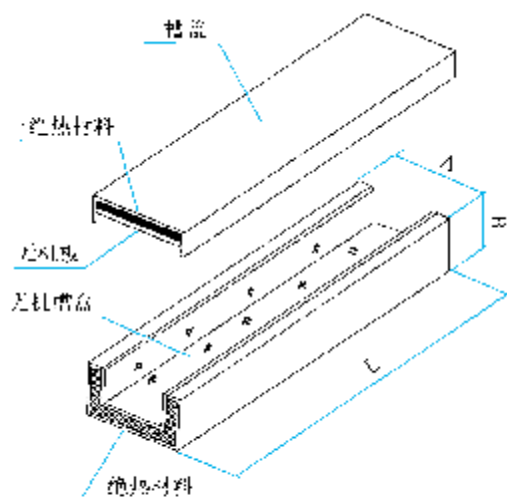
(1) Fully-sealed channel box of fire-proof type: The product suits the power cable below 10kv, and also suits the control cable, lightning Lines to be Laid in the areial cable ditch and channel indoors or outdoors.

(2) Half-sealed channel box of the fire-proof type: The product can experience flame stifling, temperature in the channel can be limited to be permitted value for the safety motion of cable. The box cover is double board. Besides the function against rain, it can fall automatically when temperature is high enough, covering the cooling hole to avoid air.

(3) Fire-proof channel box for cable tunnel: The product is widely-used for the tunnel, some underground public facilities and some other occasions. It is well ventilated. When the channel box catches fire or the cable is hotter, the opened ventilated mesh soaked with special refractory coating is blocked because of the flames, and also expanded to thick carbon bits covering the cable, the small cover on the net falls automatically to cover the net face, as a result, causing the burning medium to go out because of the absence of Oxygen.

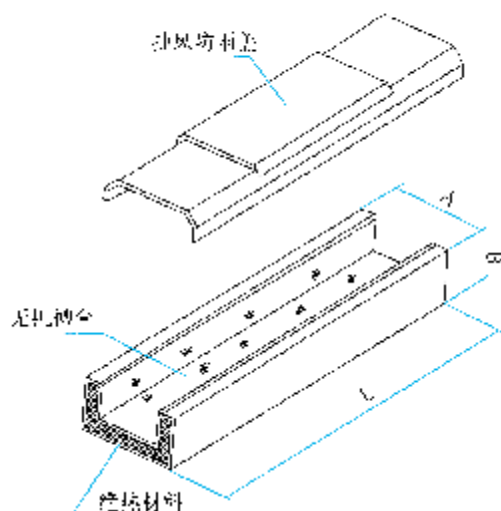
(4) Inorganic channel box of fire-proof type: The product is formed with the inorganic material and strengthened glass fibre. The refractory structure is fully sealed. It can prevent efficiently the self-burning of the cable and the danger of the outer kindling material. Because of inorganic material, it is especially suitable for the occasions of serious acid and alkali corrosion.

耐火型全封闭槽盒 FQJ-01A



| 型号 Model | 外型尺寸 | | 内截面 宽×高 | |
|-------------|------|-----|------------|-----|
| | 槽宽 | 边高 | | |
| FQJ-01A-15a | 150 | 100 | 100 | 60 |
| FQJ-01A-20a | 200 | 100 | 150 | 60 |
| FQJ-01A-30a | 300 | 100 | 250 | 60 |
| FQJ-01A-40a | 400 | 100 | 350 | 60 |
| FQJ-01A-20b | 200 | 150 | 150 | 110 |
| FQJ-01A-30b | 300 | 150 | 250 | 110 |
| FQJ-01A-40b | 400 | 150 | 350 | 110 |
| FQJ-01A-50b | 500 | 150 | 450 | 110 |
| FQJ-01A-30c | 300 | 200 | 250 | 160 |
| FQJ-01A-40c | 400 | 200 | 350 | 160 |
| FQJ-01A-50c | 500 | 200 | 450 | 160 |
| FQJ-01A-60c | 600 | 200 | 550 | 160 |
| FQJ-01A-40d | 400 | 250 | 350 | 210 |
| FQJ-01A-50d | 500 | 250 | 450 | 210 |
| FQJ-01A-60d | 600 | 250 | 550 | 210 |
| FQJ-01A-80d | 800 | 250 | 750 | 210 |
| FQJ-01A-50e | 500 | 300 | 450 | 260 |
| FQJ-01A-60e | 600 | 300 | 550 | 260 |

耐火型半封闭槽盒 FQJ-01B

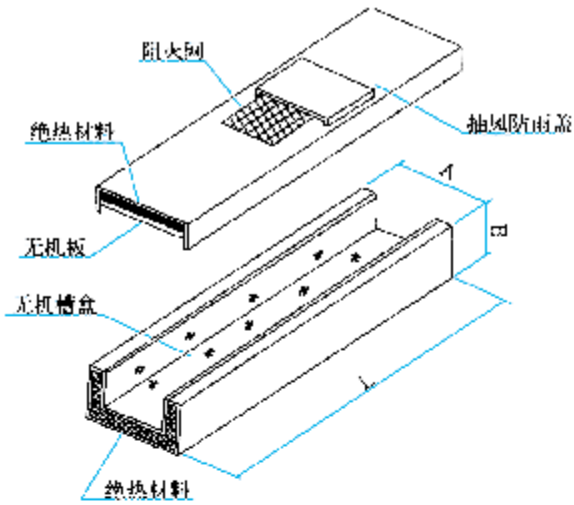


| 型号 Model | 外型尺寸 | | 内截面 宽×高 | |
|-------------|------|-----|------------|-----|
| | 槽宽 | 边高 | | |
| FQJ-01B-15a | 150 | 100 | 100 | 60 |
| FQJ-01B-20a | 200 | 100 | 150 | 60 |
| FQJ-01B-30a | 300 | 100 | 250 | 60 |
| FQJ-01B-40a | 400 | 100 | 350 | 60 |
| FQJ-01B-20b | 200 | 150 | 150 | 110 |
| FQJ-01B-30b | 300 | 150 | 250 | 110 |
| FQJ-01B-40b | 400 | 150 | 350 | 110 |
| FQJ-01B-50b | 500 | 150 | 450 | 110 |
| FQJ-01B-30c | 300 | 200 | 250 | 160 |
| FQJ-01B-40c | 400 | 200 | 350 | 160 |
| FQJ-01B-50c | 500 | 200 | 450 | 160 |
| FQJ-01B-60c | 600 | 200 | 550 | 160 |
| FQJ-01B-40d | 400 | 250 | 350 | 210 |
| FQJ-01B-50d | 500 | 250 | 450 | 210 |
| FQJ-01B-60d | 600 | 250 | 550 | 210 |
| FQJ-01B-80d | 800 | 250 | 750 | 210 |
| FQJ-01B-50e | 500 | 300 | 450 | 260 |
| FQJ-01B-60e | 600 | 300 | 550 | 260 |

防火桥架

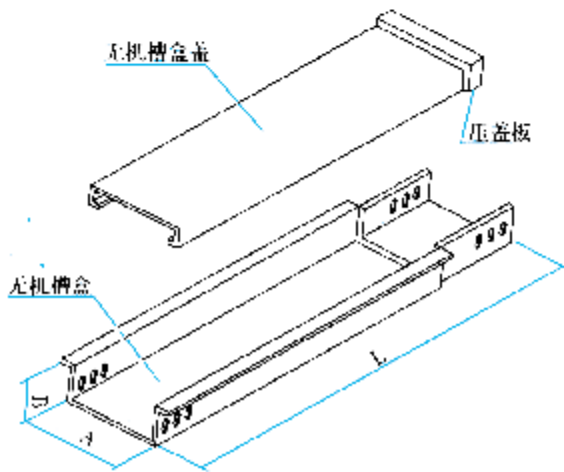
Fire prevention Tray

电缆隧道用耐火槽盒 FQJ-01C



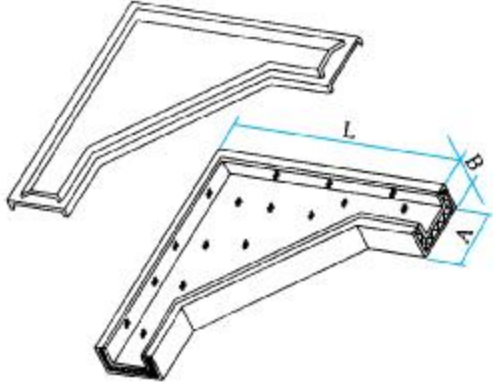
| 型号 Model | 外型尺寸 | | 内截面 宽×高 | |
|-------------|------|-----|------------|-----|
| | 槽宽 | 边高 | | |
| FQJ-01C-15a | 150 | 100 | 100 | 60 |
| FQJ-01C-20a | 200 | 100 | 150 | 60 |
| FQJ-01C-30a | 300 | 100 | 250 | 60 |
| FQJ-01C-40a | 400 | 100 | 350 | 60 |
| FQJ-01C-20b | 200 | 150 | 150 | 110 |
| FQJ-01C-30b | 300 | 150 | 250 | 110 |
| FQJ-01C-40b | 400 | 150 | 350 | 110 |
| FQJ-01C-50b | 500 | 150 | 450 | 110 |
| FQJ-01C-30c | 300 | 200 | 250 | 160 |
| FQJ-01C-40c | 400 | 200 | 350 | 160 |
| FQJ-01C-50c | 500 | 200 | 450 | 160 |
| FQJ-01C-60c | 600 | 200 | 550 | 160 |
| FQJ-01C-40d | 400 | 250 | 350 | 210 |
| FQJ-01C-50d | 500 | 250 | 450 | 210 |
| FQJ-01C-60d | 600 | 250 | 550 | 210 |
| FQJ-01C-80d | 800 | 250 | 750 | 210 |
| FQJ-01C-50e | 500 | 300 | 450 | 260 |
| FQJ-01C-60e | 600 | 300 | 550 | 260 |

耐火型无机槽盒 FQJ-01D



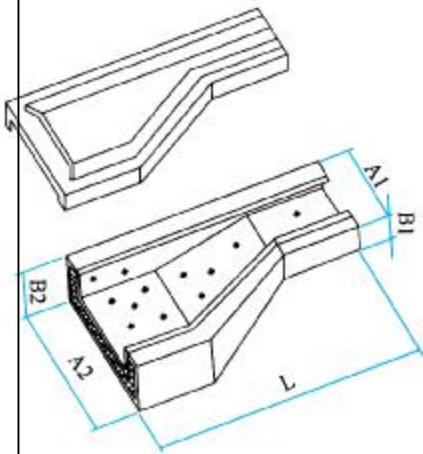
| 型号 Model | 外型尺寸 | | 内截面 宽×高 | |
|-------------|------|-----|------------|-----|
| | 槽宽 | 边高 | | |
| FQJ-01D-15a | 150 | 100 | 100 | 60 |
| FQJ-01D-20a | 200 | 100 | 150 | 60 |
| FQJ-01D-30a | 300 | 100 | 250 | 60 |
| FQJ-01D-40a | 400 | 100 | 350 | 60 |
| FQJ-01D-20b | 200 | 150 | 150 | 110 |
| FQJ-01D-30b | 300 | 150 | 250 | 110 |
| FQJ-01D-40b | 400 | 150 | 350 | 110 |
| FQJ-01D-50b | 500 | 150 | 450 | 110 |
| FQJ-01D-30c | 300 | 200 | 250 | 160 |
| FQJ-01D-40c | 400 | 200 | 350 | 160 |
| FQJ-01D-50c | 500 | 200 | 450 | 160 |
| FQJ-01D-60c | 600 | 200 | 550 | 160 |
| FQJ-01D-40d | 400 | 250 | 350 | 210 |
| FQJ-01D-50d | 500 | 250 | 450 | 210 |
| FQJ-01D-60d | 600 | 250 | 550 | 210 |
| FQJ-01D-80d | 800 | 250 | 750 | 210 |
| FQJ-01D-50e | 500 | 300 | 450 | 260 |
| FQJ-01D-60e | 600 | 300 | 550 | 260 |

水平弯通 FQJ-PW-02A



| 型号 Model | 外型尺寸 | | | 内截面 宽×高 | |
|----------------|------|-----|------|------------|-----|
| | 槽宽 | 边高 | L1 | | |
| FQJ-PW-02A-15a | 150 | 100 | 450 | 100 | 60 |
| FQJ-PW-02A-20a | 200 | 100 | 550 | 150 | 60 |
| FQJ-PW-02A-30a | 300 | 100 | 600 | 250 | 60 |
| FQJ-PW-02A-40a | 400 | 100 | 700 | 350 | 60 |
| FQJ-PW-02A-20b | 200 | 150 | 500 | 150 | 110 |
| FQJ-PW-02A-30b | 300 | 150 | 600 | 250 | 110 |
| FQJ-PW-02A-40b | 400 | 150 | 700 | 350 | 110 |
| FQJ-PW-02A-50b | 500 | 150 | 800 | 450 | 110 |
| FQJ-PW-02A-30c | 300 | 200 | 600 | 250 | 160 |
| FQJ-PW-02A-40c | 400 | 200 | 700 | 350 | 160 |
| FQJ-PW-02A-50c | 500 | 200 | 800 | 450 | 160 |
| FQJ-PW-02A-60c | 600 | 200 | 900 | 550 | 160 |
| FQJ-PW-02A-40d | 400 | 250 | 700 | 350 | 210 |
| FQJ-PW-02A-50d | 500 | 250 | 800 | 450 | 210 |
| FQJ-PW-02A-60d | 600 | 250 | 900 | 550 | 210 |
| FQJ-PW-02A-80d | 800 | 250 | 1100 | 750 | 210 |
| FQJ-PW-02A-50e | 500 | 300 | 800 | 450 | 260 |
| FQJ-PW-02A-60e | 600 | 300 | 900 | 550 | 260 |

变径直通 FQJ-BJ-02A

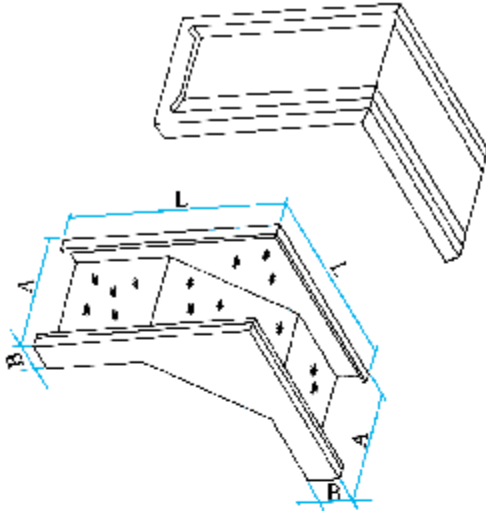


| 型号 Model | 外型尺寸 | | | 内截面 | |
|------------------|---------|---------|-----|---------|---------|
| | A1×B1 | A2×B2 | L1 | a1×b1 | a2×b2 |
| FQJ-BJ-02A-20a-1 | 200×100 | 300×150 | 400 | 150×60 | 250×110 |
| FQJ-BJ-02A-20a-2 | 200×100 | 400×200 | 500 | 150×60 | 350×160 |
| FQJ-BJ-02A-20a-3 | 200×100 | 500×200 | 600 | 150×60 | 450×160 |
| FQJ-BJ-02A-20a-4 | 200×100 | 600×200 | 700 | 150×60 | 550×160 |
| FQJ-BJ-02A-30b-1 | 300×150 | 400×200 | 500 | 250×110 | 350×160 |
| FQJ-BJ-02A-30b-2 | 300×150 | 500×200 | 600 | 250×110 | 450×160 |
| FQJ-BJ-02A-30b-3 | 300×150 | 600×200 | 700 | 250×110 | 550×160 |
| FQJ-BJ-02A-30b-4 | 300×150 | 800×200 | 900 | 250×100 | 750×160 |
| FQJ-BJ-02A-40c-1 | 400×200 | 500×200 | 500 | 350×160 | 450×160 |
| FQJ-BJ-02A-40c-2 | 400×200 | 600×200 | 600 | 350×160 | 550×160 |
| FQJ-BJ-02A-40c-3 | 400×200 | 800×200 | 800 | 350×160 | 750×160 |
| FQJ-BJ-02A-50d-1 | 500×200 | 600×200 | 500 | 450×160 | 550×160 |
| FQJ-BJ-02A-50d-2 | 500×200 | 800×200 | 700 | 450×160 | 750×160 |
| FQJ-BJ-02A-60e-1 | 600×200 | 800×200 | 600 | 550×160 | 750×160 |

防火桥架

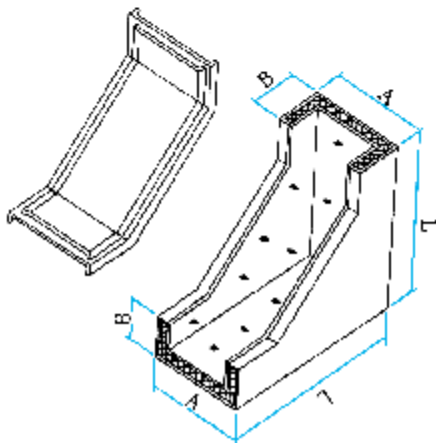
Fire prevention Tray

垂直上弯通 FQJ-SW-02A



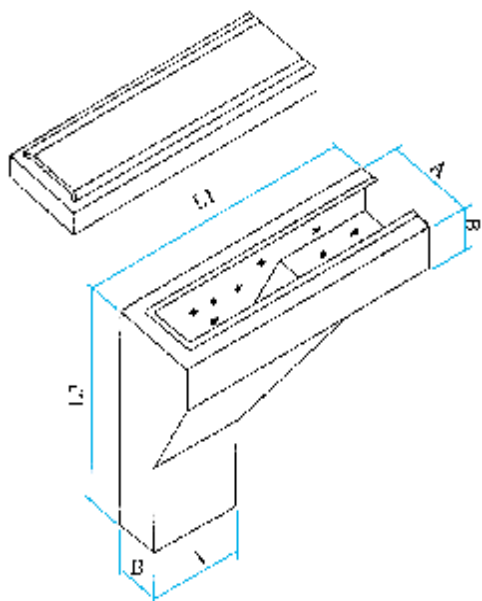
| 型号 Model | 外型尺寸 | | | 内截面 宽×高 | |
|----------------|------|-----|-----|------------|-----|
| | 槽宽 | 边高 | L | | |
| FQJ-SW-02A-15a | 150 | 100 | 400 | 100 | 60 |
| FQJ-SW-02A-20a | 200 | 100 | 400 | 150 | 60 |
| FQJ-SW-02A-30a | 300 | 100 | 400 | 250 | 60 |
| FQJ-SW-02A-40a | 400 | 100 | 400 | 350 | 60 |
| FQJ-SW-02A-20b | 200 | 150 | 450 | 150 | 110 |
| FQJ-SW-02A-30b | 300 | 150 | 450 | 250 | 110 |
| FQJ-SW-02A-40b | 400 | 150 | 450 | 350 | 110 |
| FQJ-SW-02A-50b | 500 | 150 | 450 | 450 | 110 |
| FQJ-SW-02A-30c | 300 | 200 | 500 | 250 | 160 |
| FQJ-SW-02A-40c | 400 | 200 | 500 | 350 | 160 |
| FQJ-SW-02A-50c | 500 | 200 | 500 | 450 | 160 |
| FQJ-SW-02A-60c | 600 | 200 | 500 | 550 | 160 |
| FQJ-SW-02A-40d | 400 | 250 | 550 | 350 | 210 |
| FQJ-SW-02A-50d | 500 | 250 | 550 | 450 | 210 |
| FQJ-SW-02A-60d | 600 | 250 | 550 | 550 | 210 |
| FQJ-SW-02A-80d | 800 | 250 | 550 | 750 | 210 |
| FQJ-SW-02A-50e | 500 | 300 | 600 | 450 | 260 |
| FQJ-SW-02A-60e | 600 | 300 | 600 | 550 | 260 |

垂直下弯通 FQJ-XW-02B



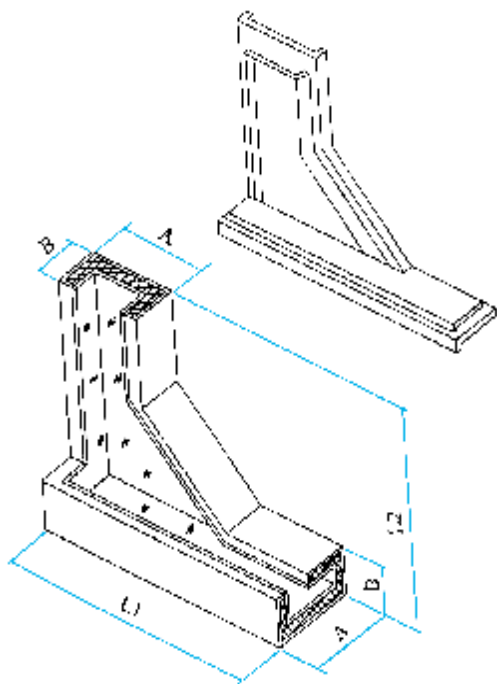
| 型号 Model | 外型尺寸 | | | 内截面 宽×高 | |
|----------------|------|-----|-----|------------|-----|
| | 槽宽 | 边高 | L | | |
| FQJ-XW-02B-15a | 150 | 100 | 400 | 100 | 60 |
| FQJ-XW-02B-20a | 200 | 100 | 400 | 150 | 60 |
| FQJ-XW-02B-30a | 300 | 100 | 400 | 250 | 60 |
| FQJ-XW-02B-40a | 400 | 100 | 400 | 350 | 60 |
| FQJ-XW-02B-20b | 200 | 150 | 450 | 150 | 110 |
| FQJ-XW-02B-30b | 300 | 150 | 450 | 250 | 110 |
| FQJ-XW-02B-40b | 400 | 150 | 450 | 350 | 110 |
| FQJ-XW-02B-50b | 500 | 150 | 450 | 450 | 110 |
| FQJ-XW-02B-30c | 300 | 200 | 500 | 250 | 160 |
| FQJ-XW-02B-40c | 400 | 200 | 500 | 350 | 160 |
| FQJ-XW-02B-50c | 500 | 200 | 500 | 450 | 160 |
| FQJ-XW-02B-60c | 600 | 200 | 500 | 550 | 160 |
| FQJ-XW-02B-40d | 400 | 250 | 550 | 350 | 210 |
| FQJ-XW-02B-50d | 500 | 250 | 550 | 450 | 210 |
| FQJ-XW-02B-60d | 600 | 250 | 550 | 550 | 210 |
| FQJ-XW-02B-80d | 800 | 250 | 550 | 750 | 210 |
| FQJ-XW-02B-50e | 500 | 300 | 600 | 450 | 260 |
| FQJ-XW-02B-60e | 600 | 300 | 600 | 550 | 260 |

垂直上弯通 FQJ-SW-02C



| 型号 Model | 外型尺寸 | | | | 内截面 宽×高 | |
|----------------|------|-----|------|-----|------------|-----|
| | 槽宽 | 边高 | L1 | L2 | | |
| FQJ-SW-02C-15a | 150 | 100 | 450 | 400 | 100 | 60 |
| FQJ-SW-02C-20a | 200 | 100 | 550 | 400 | 150 | 60 |
| FQJ-SW-02C-30a | 300 | 100 | 600 | 400 | 250 | 60 |
| FQJ-SW-02C-40a | 400 | 100 | 700 | 400 | 350 | 60 |
| FQJ-SW-02C-20b | 200 | 150 | 500 | 450 | 150 | 110 |
| FQJ-SW-02C-30b | 300 | 150 | 600 | 450 | 250 | 110 |
| FQJ-SW-02C-40b | 400 | 150 | 700 | 450 | 350 | 110 |
| FQJ-SW-02C-50b | 500 | 150 | 800 | 450 | 450 | 110 |
| FQJ-SW-02C-30c | 300 | 200 | 600 | 500 | 250 | 160 |
| FQJ-SW-02C-40c | 400 | 200 | 700 | 500 | 350 | 160 |
| FQJ-SW-02C-50c | 500 | 200 | 800 | 500 | 450 | 160 |
| FQJ-SW-02C-60c | 600 | 200 | 900 | 500 | 550 | 160 |
| FQJ-SW-02C-40d | 400 | 250 | 700 | 550 | 350 | 210 |
| FQJ-SW-02C-50d | 500 | 250 | 800 | 550 | 450 | 210 |
| FQJ-SW-02C-60d | 600 | 250 | 900 | 550 | 550 | 210 |
| FQJ-SW-02C-80d | 800 | 250 | 1100 | 550 | 750 | 210 |
| FQJ-SW-02C-50e | 500 | 300 | 800 | 600 | 450 | 260 |
| FQJ-SW-02C-60e | 600 | 300 | 900 | 600 | 550 | 260 |

垂直下弯通 FQJ-XW-02D

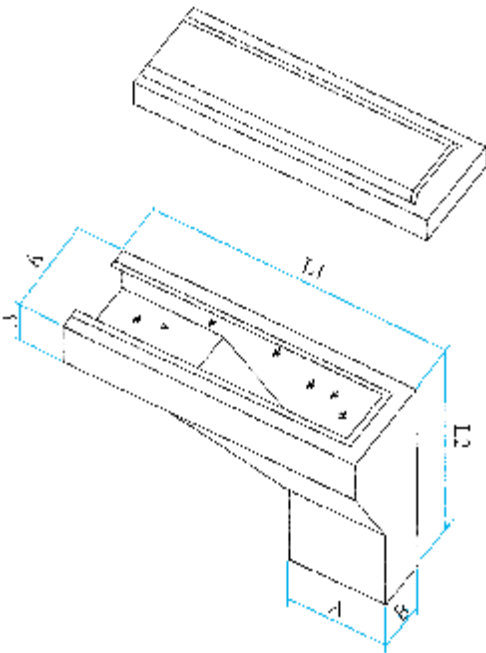


| 型号 Model | 外型尺寸 | | | | 内截面 宽×高 | |
|----------------|------|-----|------|-----|------------|-----|
| | 槽宽 | 边高 | L1 | L2 | | |
| FQJ-XW-02D-15a | 150 | 100 | 450 | 400 | 100 | 60 |
| FQJ-XW-02D-20a | 200 | 100 | 550 | 400 | 150 | 60 |
| FQJ-XW-02D-30a | 300 | 100 | 600 | 400 | 250 | 60 |
| FQJ-XW-02D-40a | 400 | 100 | 700 | 400 | 350 | 60 |
| FQJ-XW-02D-20b | 200 | 150 | 500 | 450 | 150 | 110 |
| FQJ-XW-02D-30b | 300 | 150 | 600 | 450 | 250 | 110 |
| FQJ-XW-02D-40b | 400 | 150 | 700 | 450 | 350 | 110 |
| FQJ-XW-02D-50b | 500 | 150 | 800 | 450 | 450 | 110 |
| FQJ-XW-02D-30c | 300 | 200 | 600 | 500 | 250 | 160 |
| FQJ-XW-02D-40c | 400 | 200 | 700 | 500 | 350 | 160 |
| FQJ-XW-02D-50c | 500 | 200 | 800 | 500 | 450 | 160 |
| FQJ-XW-02D-60c | 600 | 200 | 900 | 500 | 550 | 160 |
| FQJ-XW-02D-40d | 400 | 250 | 700 | 550 | 350 | 210 |
| FQJ-XW-02D-50d | 500 | 250 | 800 | 550 | 450 | 210 |
| FQJ-XW-02D-60d | 600 | 250 | 900 | 550 | 550 | 210 |
| FQJ-XW-02D-80d | 800 | 250 | 1100 | 550 | 750 | 210 |
| FQJ-XW-02D-50e | 500 | 300 | 800 | 600 | 450 | 260 |
| FQJ-XW-02D-60e | 600 | 300 | 900 | 600 | 550 | 260 |

防火桥架

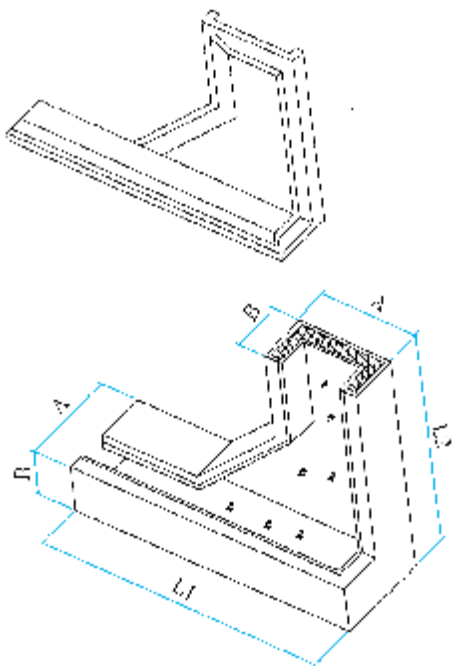
Fire preention Tray

垂直上弯通 FQJ-SW-02E



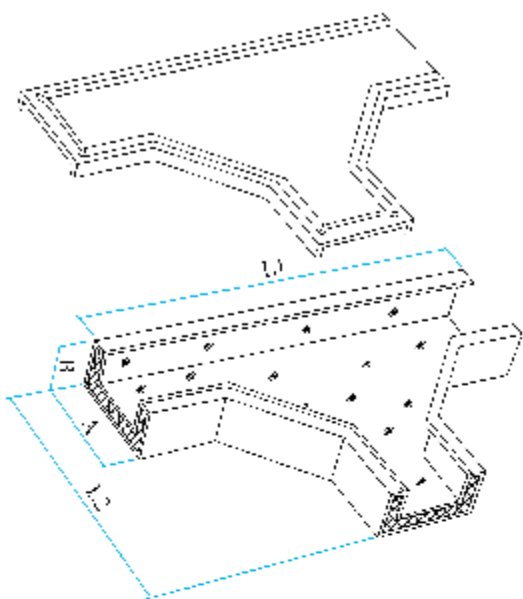
| 型号 Model | 外型尺寸 | | | | 内截面 宽×高 | |
|----------------|------|-----|------|-----|------------|-----|
| | 槽宽 | 边高 | L1 | L2 | | |
| FQJ-SW-02E-15a | 150 | 100 | 450 | 400 | 100 | 60 |
| FQJ-SW-02E-20a | 200 | 100 | 550 | 400 | 150 | 60 |
| FQJ-SW-02E-30a | 300 | 100 | 600 | 400 | 250 | 60 |
| FQJ-SW-02E-40a | 400 | 100 | 700 | 400 | 350 | 60 |
| FQJ-SW-02E-20b | 200 | 150 | 500 | 450 | 150 | 110 |
| FQJ-SW-02E-30b | 300 | 150 | 600 | 450 | 250 | 110 |
| FQJ-SW-02E-40b | 400 | 150 | 700 | 450 | 350 | 110 |
| FQJ-SW-02E-50b | 500 | 150 | 800 | 450 | 450 | 110 |
| FQJ-SW-02E-30c | 300 | 200 | 600 | 500 | 250 | 160 |
| FQJ-SW-02E-40c | 400 | 200 | 700 | 500 | 350 | 160 |
| FQJ-SW-02E-50c | 500 | 200 | 800 | 500 | 450 | 160 |
| FQJ-SW-02E-60c | 600 | 200 | 900 | 500 | 550 | 160 |
| FQJ-SW-02E-40d | 400 | 250 | 700 | 550 | 350 | 210 |
| FQJ-SW-02E-50d | 500 | 250 | 800 | 550 | 450 | 210 |
| FQJ-SW-02E-60d | 600 | 250 | 900 | 550 | 550 | 210 |
| FQJ-SW-02E-80d | 800 | 250 | 1100 | 550 | 750 | 210 |
| FQJ-SW-02E-50e | 500 | 300 | 800 | 600 | 450 | 260 |
| FQJ-SW-02E-60e | 600 | 300 | 900 | 600 | 550 | 260 |

垂直下弯通 FQJ-XW-02F



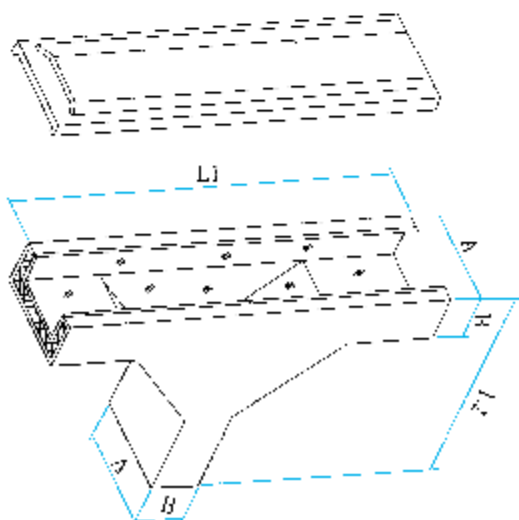
| 型号 Model | 外型尺寸 | | | | 内截面 宽×高 | |
|----------------|------|-----|------|-----|------------|-----|
| | 槽宽 | 边高 | L1 | L2 | | |
| FQJ-XW-02F-15a | 150 | 100 | 450 | 400 | 100 | 60 |
| FQJ-XW-02F-20a | 200 | 100 | 550 | 400 | 150 | 60 |
| FQJ-XW-02F-30a | 300 | 100 | 600 | 400 | 250 | 60 |
| FQJ-XW-02F-40a | 400 | 100 | 700 | 400 | 350 | 60 |
| FQJ-XW-02F-20b | 200 | 150 | 500 | 450 | 150 | 110 |
| FQJ-XW-02F-30b | 300 | 150 | 600 | 450 | 250 | 110 |
| FQJ-XW-02F-40b | 400 | 150 | 700 | 450 | 350 | 110 |
| FQJ-XW-02F-50b | 500 | 150 | 800 | 450 | 450 | 110 |
| FQJ-XW-02F-30c | 300 | 200 | 600 | 500 | 250 | 160 |
| FQJ-XW-02F-40c | 400 | 200 | 700 | 500 | 350 | 160 |
| FQJ-XW-02F-50c | 500 | 200 | 800 | 500 | 450 | 160 |
| FQJ-XW-02F-60c | 600 | 200 | 900 | 500 | 550 | 160 |
| FQJ-XW-02F-40d | 400 | 250 | 700 | 550 | 350 | 210 |
| FQJ-XW-02F-50d | 500 | 250 | 800 | 550 | 450 | 210 |
| FQJ-XW-02F-60d | 600 | 250 | 900 | 550 | 550 | 210 |
| FQJ-XW-02F-80d | 800 | 250 | 1100 | 550 | 750 | 210 |
| FQJ-XW-02F-50e | 500 | 300 | 800 | 600 | 450 | 260 |
| FQJ-XW-02F-60e | 600 | 300 | 900 | 600 | 550 | 260 |

水平三通 FQJ-ST-03A



| 型号 Model | 外形尺寸 | | | | 内截面 宽×高 | |
|----------------|------|-----|------|------|------------|-----|
| | 槽宽 | 边高 | L1 | L2 | | |
| FQJ-ST-03A-15a | 150 | 100 | 750 | 450 | 100 | 60 |
| FQJ-ST-03A-20a | 200 | 100 | 800 | 500 | 150 | 60 |
| FQJ-ST-03A-30a | 300 | 100 | 900 | 600 | 250 | 60 |
| FQJ-ST-03A-40a | 400 | 100 | 1000 | 700 | 350 | 60 |
| FQJ-ST-03A-20b | 200 | 150 | 800 | 500 | 150 | 110 |
| FQJ-ST-03A-30b | 300 | 150 | 900 | 600 | 250 | 110 |
| FQJ-ST-03A-40b | 400 | 150 | 1000 | 700 | 350 | 110 |
| FQJ-ST-03A-50b | 500 | 150 | 1100 | 800 | 450 | 110 |
| FQJ-ST-03A-30c | 300 | 200 | 900 | 600 | 250 | 160 |
| FQJ-ST-03A-40c | 400 | 200 | 1000 | 700 | 350 | 160 |
| FQJ-ST-03A-50c | 500 | 200 | 1100 | 800 | 450 | 160 |
| FQJ-ST-03A-60c | 600 | 200 | 1200 | 900 | 550 | 160 |
| FQJ-ST-03A-40d | 400 | 250 | 1000 | 700 | 350 | 210 |
| FQJ-ST-03A-50d | 500 | 250 | 1100 | 800 | 450 | 210 |
| FQJ-ST-03A-60d | 600 | 250 | 1200 | 900 | 550 | 210 |
| FQJ-ST-03A-80d | 800 | 250 | 1400 | 1100 | 750 | 210 |
| FQJ-ST-03A-50e | 500 | 300 | 1100 | 800 | 450 | 260 |
| FQJ-ST-03A-60e | 600 | 300 | 1200 | 900 | 550 | 260 |

上垂直三通 FQJ-SS-03B

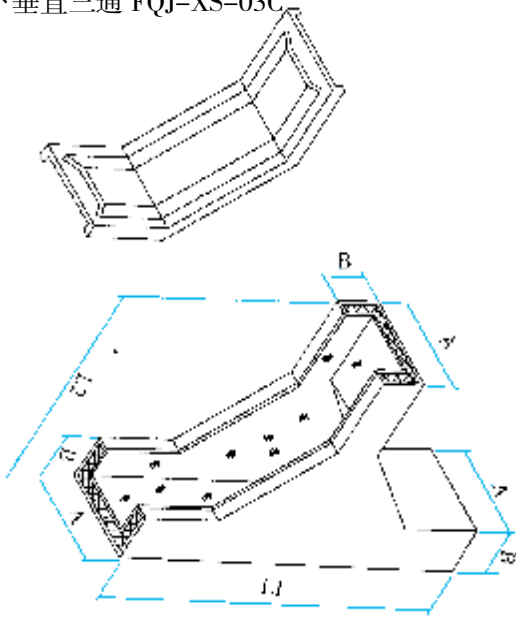


| 型号 Model | 外形尺寸 | | | | 内截面 宽×高 | |
|----------------|------|-----|-----|-----|------------|-----|
| | 槽宽 | 边高 | L1 | L2 | | |
| FQJ-SS-03B-15a | 150 | 100 | 700 | 400 | 100 | 60 |
| FQJ-SS-03B-20a | 200 | 100 | 700 | 400 | 150 | 60 |
| FQJ-SS-03B-30a | 300 | 100 | 700 | 400 | 250 | 60 |
| FQJ-SS-03B-40a | 400 | 100 | 700 | 400 | 350 | 60 |
| FQJ-SS-03B-20b | 200 | 150 | 750 | 450 | 150 | 110 |
| FQJ-SS-03B-30b | 300 | 150 | 750 | 450 | 250 | 110 |
| FQJ-SS-03B-40b | 400 | 150 | 750 | 450 | 350 | 110 |
| FQJ-SS-03B-50b | 500 | 150 | 750 | 450 | 450 | 110 |
| FQJ-SS-03B-30c | 300 | 200 | 800 | 500 | 250 | 160 |
| FQJ-SS-03B-40c | 400 | 200 | 800 | 500 | 350 | 160 |
| FQJ-SS-03B-50c | 500 | 200 | 800 | 500 | 450 | 160 |
| FQJ-SS-03B-60c | 600 | 200 | 800 | 500 | 550 | 160 |
| FQJ-SS-03B-40d | 400 | 250 | 850 | 550 | 350 | 210 |
| FQJ-SS-03B-50d | 500 | 250 | 850 | 550 | 450 | 210 |
| FQJ-SS-03B-60d | 600 | 250 | 850 | 550 | 550 | 210 |
| FQJ-SS-03B-80d | 800 | 250 | 850 | 550 | 750 | 210 |
| FQJ-SS-03B-50e | 500 | 300 | 900 | 600 | 450 | 260 |
| FQJ-SS-03B-60e | 600 | 300 | 900 | 600 | 550 | 260 |

防火桥架

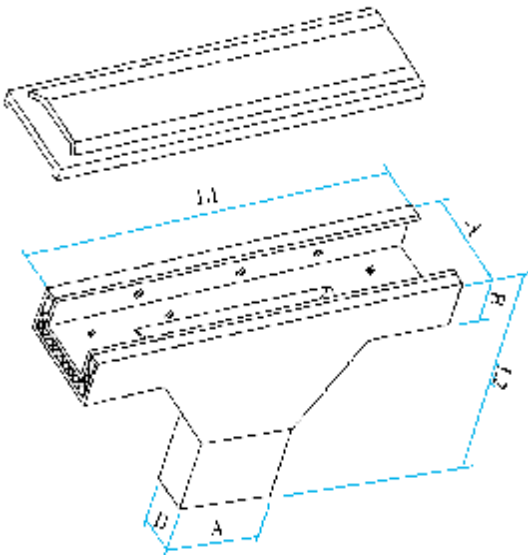
Fire preention Tray

下垂直三通 FQJ-XS-03C



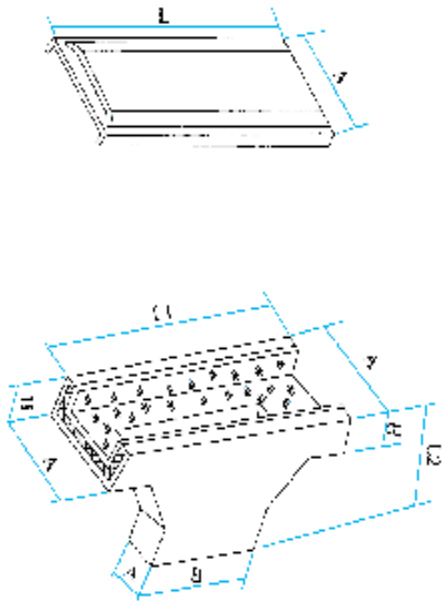
| 型号 Model | 外形尺寸 | | | | 内截面 宽×高 | |
|----------------|------|-----|-----|-----|------------|-----|
| | 槽宽 | 边高 | L1 | L2 | | |
| FQJ-XS-03C-15a | 150 | 100 | 700 | 400 | 100 | 60 |
| FQJ-XS-03C-20a | 200 | 100 | 700 | 400 | 150 | 60 |
| FQJ-XS-03C-30a | 300 | 100 | 700 | 400 | 250 | 60 |
| FQJ-XS-03C-40a | 400 | 100 | 700 | 400 | 350 | 60 |
| FQJ-XS-03C-20b | 200 | 150 | 750 | 450 | 150 | 110 |
| FQJ-XS-03C-30b | 300 | 150 | 750 | 450 | 250 | 110 |
| FQJ-XS-03C-40b | 400 | 150 | 750 | 450 | 350 | 110 |
| FQJ-XS-03C-50b | 500 | 150 | 750 | 450 | 450 | 110 |
| FQJ-XS-03C-30c | 300 | 200 | 800 | 500 | 250 | 160 |
| FQJ-XS-03C-40c | 400 | 200 | 800 | 500 | 350 | 160 |
| FQJ-XS-03C-50c | 500 | 200 | 800 | 500 | 450 | 160 |
| FQJ-XS-03C-60c | 600 | 200 | 800 | 500 | 550 | 160 |
| FQJ-XS-03C-40d | 400 | 250 | 850 | 550 | 350 | 210 |
| FQJ-XS-03C-50d | 500 | 250 | 850 | 550 | 450 | 210 |
| FQJ-XS-03C-60d | 600 | 250 | 850 | 550 | 550 | 210 |
| FQJ-XS-03C-80d | 800 | 250 | 850 | 550 | 750 | 210 |
| FQJ-XS-03C-50e | 500 | 300 | 900 | 600 | 450 | 260 |
| FQJ-XS-03C-60e | 600 | 300 | 900 | 600 | 550 | 260 |

上边垂直三通 FQJ-SS-03D



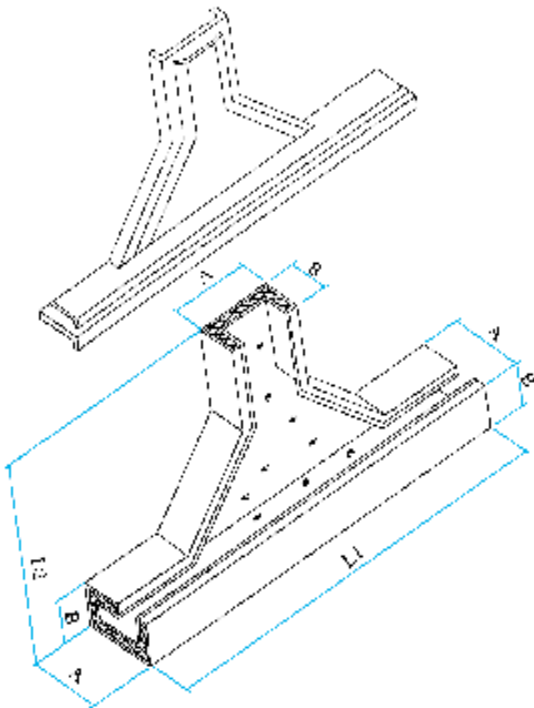
| 型号 Model | 外形尺寸 | | | | 内截面 宽×高 | |
|----------------|------|-----|------|-----|------------|-----|
| | 槽宽 | 边高 | L1 | L2 | | |
| FQJ-SS-03D-15a | 150 | 100 | 750 | 400 | 100 | 60 |
| FQJ-SS-03D-20a | 200 | 100 | 800 | 400 | 150 | 60 |
| FQJ-SS-03D-30a | 300 | 100 | 900 | 400 | 250 | 60 |
| FQJ-SS-03D-40a | 400 | 100 | 1000 | 400 | 350 | 60 |
| FQJ-SS-03D-20b | 200 | 150 | 800 | 450 | 150 | 110 |
| FQJ-SS-03D-30b | 300 | 150 | 900 | 450 | 250 | 110 |
| FQJ-SS-03D-40b | 400 | 150 | 1000 | 450 | 350 | 110 |
| FQJ-SS-03D-50b | 500 | 150 | 1100 | 450 | 450 | 110 |
| FQJ-SS-03D-30c | 300 | 200 | 900 | 500 | 250 | 160 |
| FQJ-SS-03D-40c | 400 | 200 | 1000 | 500 | 350 | 160 |
| FQJ-SS-03D-50c | 500 | 200 | 1100 | 500 | 450 | 160 |
| FQJ-SS-03D-60c | 600 | 200 | 1200 | 500 | 550 | 160 |
| FQJ-SS-03D-40d | 400 | 250 | 1000 | 550 | 350 | 210 |
| FQJ-SS-03D-50d | 500 | 250 | 1100 | 550 | 450 | 210 |
| FQJ-SS-03D-60d | 600 | 250 | 1200 | 550 | 550 | 210 |
| FQJ-SS-03D-80d | 800 | 250 | 1400 | 550 | 750 | 210 |
| FQJ-SS-03D-50e | 500 | 300 | 1100 | 600 | 450 | 260 |
| FQJ-SS-03D-60e | 600 | 300 | 1200 | 600 | 550 | 260 |

上边垂直三通 FQJ-XS-03D



| 型号 Model | 外形尺寸 | | | | 内截面 宽×高 | |
|----------------|------|-----|------|-----|------------|-----|
| | 槽宽 | 边高 | L1 | L2 | | |
| FQJ-SS-03D-15a | 150 | 100 | 750 | 400 | 100 | 60 |
| FQJ-SS-03D-20a | 200 | 100 | 800 | 400 | 150 | 60 |
| FQJ-SS-03D-30a | 300 | 100 | 900 | 400 | 250 | 60 |
| FQJ-SS-03D-40a | 400 | 100 | 1000 | 400 | 350 | 60 |
| FQJ-SS-03D-20b | 200 | 150 | 800 | 450 | 150 | 110 |
| FQJ-SS-03D-30b | 300 | 150 | 900 | 450 | 250 | 110 |
| FQJ-SS-03D-40b | 400 | 150 | 1000 | 450 | 350 | 110 |
| FQJ-SS-03D-50b | 500 | 150 | 1100 | 450 | 450 | 110 |
| FQJ-SS-03D-30c | 300 | 200 | 900 | 500 | 250 | 160 |
| FQJ-SS-03D-40c | 400 | 200 | 1000 | 500 | 350 | 160 |
| FQJ-SS-03D-50c | 500 | 200 | 1100 | 500 | 450 | 160 |
| FQJ-SS-03D-60c | 600 | 200 | 1200 | 500 | 550 | 160 |
| FQJ-SS-03D-40d | 400 | 250 | 1000 | 550 | 350 | 210 |
| FQJ-SS-03D-50d | 500 | 250 | 1100 | 550 | 450 | 210 |
| FQJ-SS-03D-60d | 600 | 250 | 1200 | 500 | 550 | 210 |
| FQJ-SS-03D-80d | 800 | 250 | 1400 | 550 | 750 | 210 |
| FQJ-SS-03D-50e | 500 | 300 | 1100 | 600 | 450 | 260 |
| FQJ-SS-03D-60e | 600 | 300 | 1200 | 600 | 550 | 260 |

下边垂直三通 FQJ-XS-03E

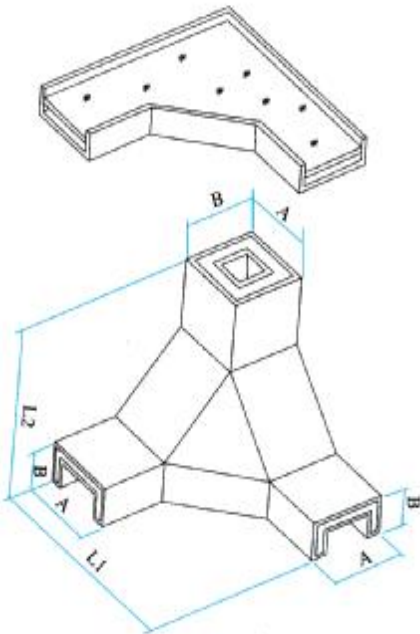


| 型号 Model | 外形尺寸 | | | | 内截面 宽×高 | |
|----------------|------|-----|------|-----|------------|-----|
| | 槽宽 | 边高 | L1 | L2 | | |
| FQJ-XS-03E-15a | 150 | 100 | 750 | 400 | 100 | 60 |
| FQJ-XS-03E-20a | 200 | 100 | 800 | 400 | 150 | 60 |
| FQJ-XS-03E-30a | 300 | 100 | 900 | 400 | 250 | 60 |
| FQJ-XS-03E-40a | 400 | 100 | 1000 | 400 | 350 | 60 |
| FQJ-XS-03E-20b | 200 | 150 | 800 | 450 | 150 | 110 |
| FQJ-XS-03E-30b | 300 | 150 | 900 | 450 | 250 | 110 |
| FQJ-XS-03E-40b | 400 | 150 | 1000 | 450 | 350 | 110 |
| FQJ-XS-03E-50b | 500 | 150 | 1100 | 450 | 450 | 110 |
| FQJ-XS-03E-30c | 300 | 200 | 900 | 500 | 250 | 160 |
| FQJ-XS-03E-40c | 400 | 200 | 1000 | 500 | 350 | 160 |
| FQJ-XS-03E-50c | 500 | 200 | 1100 | 500 | 450 | 160 |
| FQJ-XS-03E-60c | 600 | 200 | 1200 | 500 | 550 | 160 |
| FQJ-XS-03E-40d | 400 | 250 | 1000 | 550 | 350 | 210 |
| FQJ-XS-03E-50d | 500 | 250 | 1100 | 550 | 450 | 210 |
| FQJ-XS-03E-60d | 600 | 250 | 1200 | 550 | 550 | 210 |
| FQJ-XS-03E-80d | 800 | 250 | 1400 | 550 | 750 | 210 |
| FQJ-XS-03E-50e | 500 | 300 | 1100 | 600 | 450 | 260 |
| FQJ-XS-03E-60e | 600 | 300 | 1200 | 600 | 550 | 260 |

防火桥架

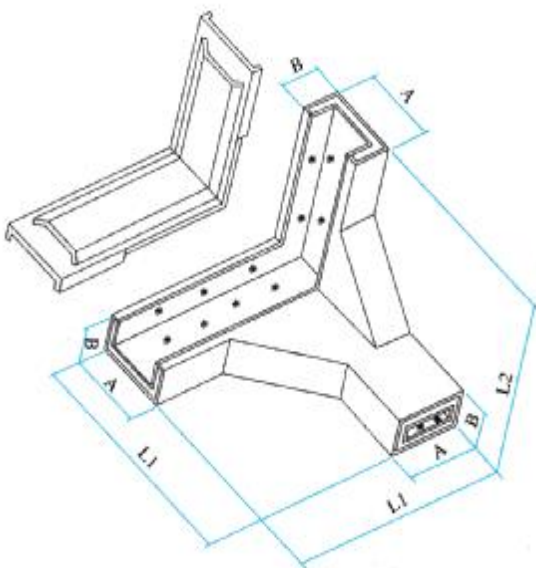
Fire preention Tray

上角垂直三通 FQJ-SS-03F



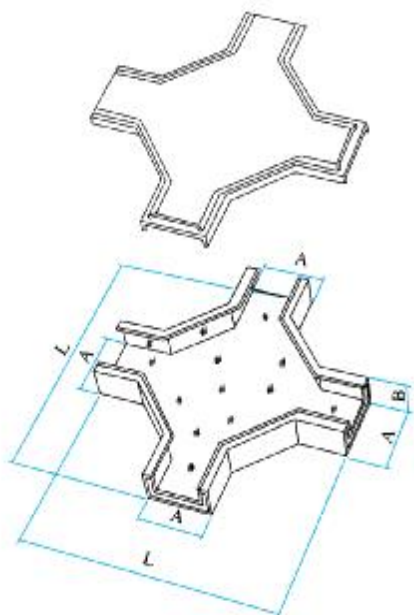
| 型号 Model | 外形尺寸 | | | | 内截面 宽×高 | |
|----------------|------|-----|------|-----|------------|-----|
| | 槽宽 | 边高 | L1 | L2 | | |
| FQJ-SS-03F-15a | 150 | 100 | 450 | 400 | 100 | 60 |
| FQJ-SS-03F-20a | 200 | 100 | 500 | 400 | 150 | 60 |
| FQJ-SS-03F-30a | 300 | 100 | 600 | 400 | 250 | 60 |
| FQJ-SS-03F-40a | 400 | 100 | 700 | 400 | 350 | 60 |
| FQJ-SS-03F-20b | 200 | 150 | 500 | 450 | 150 | 110 |
| FQJ-SS-03F-30b | 300 | 150 | 600 | 450 | 250 | 110 |
| FQJ-SS-03F-40b | 400 | 150 | 700 | 450 | 350 | 110 |
| FQJ-SS-03F-50b | 500 | 150 | 800 | 450 | 450 | 110 |
| FQJ-SS-03F-30c | 300 | 200 | 600 | 500 | 250 | 160 |
| FQJ-SS-03F-40c | 400 | 200 | 700 | 500 | 350 | 160 |
| FQJ-SS-03F-50c | 500 | 200 | 800 | 500 | 450 | 160 |
| FQJ-SS-03F-60c | 600 | 200 | 900 | 500 | 550 | 160 |
| FQJ-SS-03F-40d | 400 | 250 | 700 | 550 | 350 | 210 |
| FQJ-SS-03F-50d | 500 | 250 | 800 | 550 | 450 | 210 |
| FQJ-SS-03F-60d | 600 | 250 | 900 | 550 | 550 | 210 |
| FQJ-SS-03F-80d | 800 | 250 | 1100 | 550 | 750 | 210 |
| FQJ-SS-03F-50e | 500 | 300 | 800 | 600 | 450 | 260 |
| FQJ-SS-03F-60e | 600 | 300 | 900 | 600 | 550 | 260 |

下角垂直三通 FQJ-XS-03G



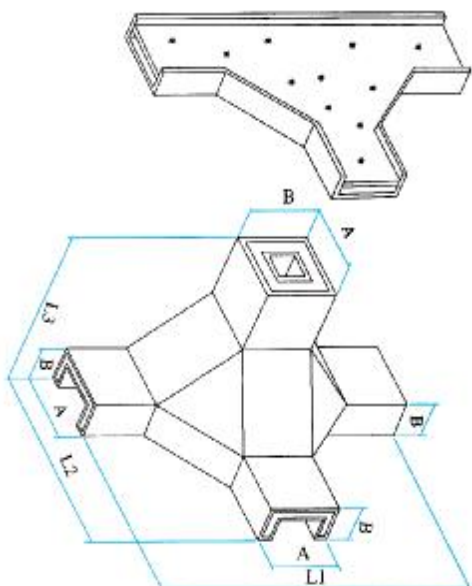
| 型号 Model | 外形尺寸 | | | | 内截面 宽×高 | |
|----------------|------|-----|------|-----|------------|-----|
| | 槽宽 | 边高 | L1 | L2 | | |
| FQJ-XS-03G-15a | 150 | 100 | 450 | 400 | 100 | 60 |
| FQJ-XS-03G-20a | 200 | 100 | 500 | 400 | 150 | 60 |
| FQJ-XS-03G-30a | 300 | 100 | 600 | 400 | 250 | 60 |
| FQJ-XS-03G-40a | 400 | 100 | 700 | 400 | 350 | 60 |
| FQJ-XS-03G-20b | 200 | 150 | 500 | 450 | 150 | 110 |
| FQJ-XS-03G-30b | 300 | 150 | 600 | 450 | 250 | 110 |
| FQJ-XS-03G-40b | 400 | 150 | 700 | 450 | 350 | 110 |
| FQJ-XS-03G-50b | 500 | 150 | 800 | 450 | 450 | 110 |
| FQJ-XS-03G-30c | 300 | 200 | 600 | 500 | 250 | 160 |
| FQJ-XS-03G-40c | 400 | 200 | 700 | 500 | 350 | 160 |
| FQJ-XS-03G-50c | 500 | 200 | 800 | 500 | 450 | 160 |
| FQJ-XS-03G-60c | 600 | 200 | 900 | 500 | 550 | 160 |
| FQJ-XS-03G-40d | 400 | 250 | 700 | 550 | 350 | 210 |
| FQJ-XS-03G-50d | 500 | 250 | 800 | 550 | 450 | 210 |
| FQJ-XS-03G-60d | 600 | 250 | 900 | 550 | 550 | 210 |
| FQJ-XS-03G-80d | 800 | 250 | 1100 | 550 | 750 | 210 |
| FQJ-XS-03G-50e | 500 | 300 | 800 | 600 | 450 | 260 |
| FQJ-XS-03G-60e | 600 | 300 | 900 | 600 | 550 | 260 |

水平四通 FQJ-PS-04A



| 型号 Model | 外形尺寸 | | | 内截面 宽×高 | |
|----------------|------|-----|------|------------|-----|
| | 槽宽 | 边高 | L1 | | |
| FQJ-PS-04A-15a | 150 | 100 | 750 | 100 | 60 |
| FQJ-PS-04A-20a | 200 | 100 | 800 | 150 | 60 |
| FQJ-PS-04A-30a | 300 | 100 | 900 | 250 | 60 |
| FQJ-PS-04A-40a | 400 | 100 | 1000 | 350 | 60 |
| FQJ-PS-04A-20b | 200 | 150 | 800 | 150 | 110 |
| FQJ-PS-04A-30b | 300 | 150 | 900 | 250 | 110 |
| FQJ-PS-04A-40b | 400 | 150 | 1000 | 350 | 110 |
| FQJ-PS-04A-50b | 500 | 150 | 1100 | 450 | 110 |
| FQJ-PS-04A-30c | 300 | 200 | 900 | 250 | 160 |
| FQJ-PS-04A-40c | 400 | 200 | 1000 | 350 | 160 |
| FQJ-PS-04A-50c | 500 | 200 | 1100 | 450 | 160 |
| FQJ-PS-04A-60c | 600 | 200 | 1200 | 550 | 160 |
| FQJ-PS-04A-40d | 400 | 250 | 1000 | 350 | 210 |
| FQJ-PS-04A-50d | 500 | 250 | 1100 | 450 | 210 |
| FQJ-PS-04A-60d | 600 | 250 | 1200 | 550 | 210 |
| FQJ-PS-04A-80d | 800 | 250 | 1400 | 750 | 210 |
| FQJ-PS-04A-50e | 500 | 300 | 1100 | 450 | 260 |
| FQJ-PS-04A-60e | 600 | 300 | 1200 | 550 | 260 |

上垂直四通 FQJ-SS-04B




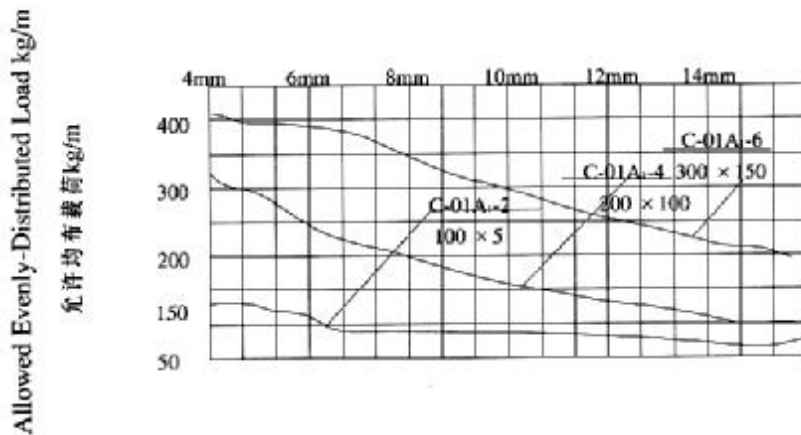
| 型号 Model | 外形尺寸 | | | | | 内截面 宽×高 | |
|----------------|------|-----|------|------|-----|------------|-----|
| | 槽宽 | 边高 | L1 | L2 | L3 | | |
| FQJ-SS-04B-15a | 150 | 100 | 750 | 325 | 250 | 100 | 60 |
| FQJ-SS-04B-20a | 200 | 100 | 800 | 400 | 300 | 150 | 60 |
| FQJ-SS-04B-30a | 300 | 100 | 900 | 550 | 400 | 250 | 60 |
| FQJ-SS-04B-40a | 400 | 100 | 1000 | 700 | 500 | 350 | 60 |
| FQJ-SS-04B-20b | 200 | 150 | 800 | 400 | 300 | 150 | 110 |
| FQJ-SS-04B-30b | 300 | 150 | 900 | 550 | 400 | 250 | 110 |
| FQJ-SS-04B-40b | 400 | 150 | 1000 | 700 | 500 | 350 | 110 |
| FQJ-SS-04B-50b | 500 | 150 | 1100 | 800 | 500 | 450 | 110 |
| FQJ-SS-04B-30c | 300 | 200 | 900 | 550 | 400 | 250 | 160 |
| FQJ-SS-04B-40c | 400 | 200 | 1000 | 700 | 500 | 350 | 160 |
| FQJ-SS-04B-50c | 500 | 200 | 1100 | 800 | 500 | 450 | 160 |
| FQJ-SS-04B-60c | 600 | 200 | 1200 | 900 | 500 | 550 | 160 |
| FQJ-SS-04B-40d | 400 | 250 | 1000 | 700 | 500 | 350 | 210 |
| FQJ-SS-04B-50d | 500 | 250 | 1100 | 800 | 500 | 450 | 210 |
| FQJ-SS-04B-60d | 600 | 250 | 1200 | 900 | 500 | 550 | 210 |
| FQJ-SS-04B-80d | 800 | 250 | 1400 | 1100 | 500 | 750 | 210 |
| FQJ-SS-04B-50e | 500 | 300 | 1100 | 800 | 500 | 450 | 260 |
| FQJ-SS-04B-60e | 600 | 300 | 1200 | 900 | 500 | 550 | 260 |

XQJ-ZBQ阻燃玻璃钢电缆桥架

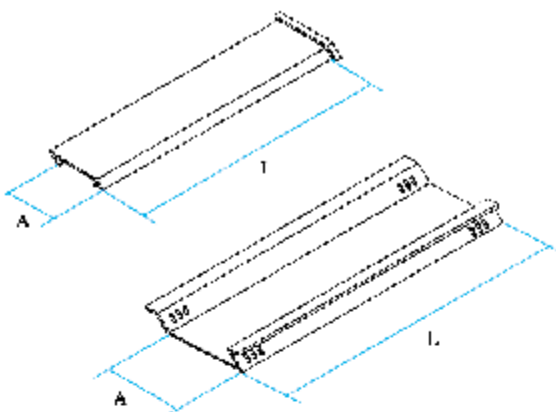
阻燃玻璃钢电缆桥架是我公司在钢制电缆桥架等生产的基础上，研制的一种新型产品。它具有强度高、绝缘性能好、耐化学腐蚀、耐火阻燃性能好和足够的机械强度，广泛适用于石油、化工、冶金、电力。

Flame-retardant fibreglass reinforced Plastic cable support system is a new-type product developed by this factory on the basis of steel cable support systems. It is featured by high strength, fine insulation property, resistance to chemical corrosion, flame resistance and sufficient mechanical strength. It is broadly used in petroleum, chemical, metallurgical and and power industries.

XQJ-ZBQ阻燃玻璃钢桥架在不同跨距下最大允许均布载荷变形量见下图

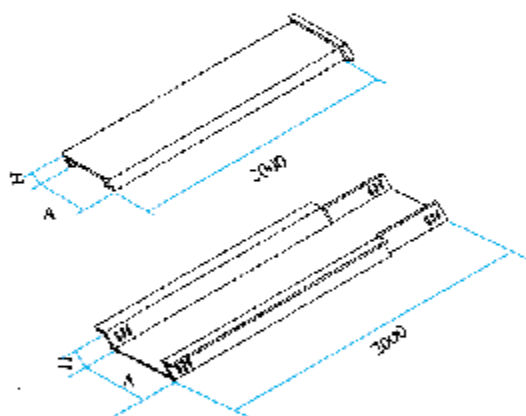


阻燃槽式直通 XQJ-ZBQ-C-01A
Fire retarding channel straight piece



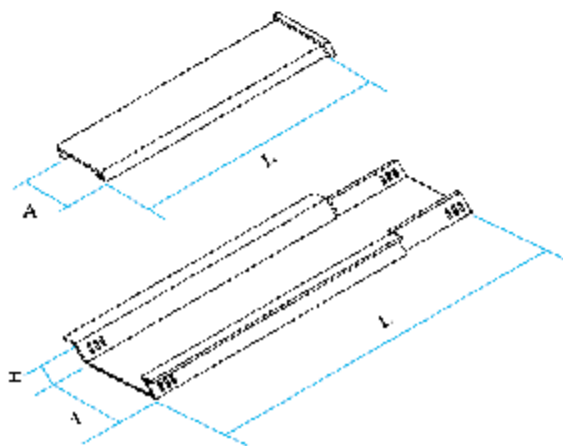
| No. | Model | Size | Thickness |
|-----|-------------------------|-------------|-----------|
| 序号 | 型号 | 规格 A × B | 厚度 mm |
| 1 | ZBQ-C-01A ₁ | 50 × 25 | 2 |
| 2 | ZBQ-C-01A ₂ | 100 × 30 | 2.5 |
| 3 | ZBQ-C-01A ₃ | 150 × 35 | 3 |
| 4 | ZBQ-C-01A ₄ | 200 × 40 | 3 |
| 5 | ZBQ-C-01A ₅ | 250 × 45 | 3.5 |
| 6 | ZBQ-C-01A ₆ | 300 × 50 | 3.5 |
| 7 | ZBQ-C-01A ₇ | 400 × 60 | 4.5 |
| 8 | ZBQ-C-01A ₈ | 500 × 70 | 5.5 |
| 9 | ZBQ-C-01A ₉ | 600 × 80 | 6.5 |
| 10 | ZBQ-C-01A ₁₀ | 800 × 100 | 7.5 |

阻燃槽式直通 XQJ-ZBQ-C-01A₂
Fire retarding channel straight piece



| No. | Model | Size | Thickness |
|-----|-------------------------|-------------|-----------|
| 序号 | 型号 | 规格 A × B | 厚度 mm |
| 1 | ZBQ-C-01A ₁ | 50 × 25 | 2 |
| 2 | ZBQ-C-01A ₂ | 100 × 30 | 2.5 |
| 3 | ZBQ-C-01A ₃ | 150 × 35 | 3 |
| 4 | ZBQ-C-01A ₄ | 200 × 40 | 3 |
| 5 | ZBQ-C-01A ₅ | 250 × 45 | 3.5 |
| 6 | ZBQ-C-01A ₆ | 300 × 50 | 3.5 |
| 7 | ZBQ-C-01A ₇ | 400 × 60 | 4.5 |
| 8 | ZBQ-C-01A ₈ | 500 × 70 | 5.5 |
| 9 | ZBQ-C-01A ₉ | 600 × 80 | 6.5 |
| 10 | ZBQ-C-01A ₁₀ | 800 × 100 | 7.5 |

阻燃槽式直通短节 XQJ-ZBQ-C-01B
Fire retarding channel straight short piece



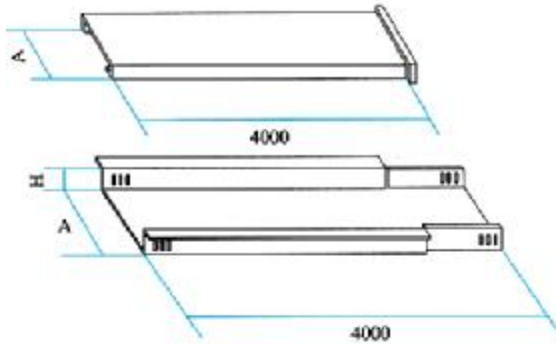
Three sizes are available for L: 500, 1000 and 1500.
Please order according to your design drawings.

| No. | Model | Size | Thickness | Remarks |
|-----|-------------------------|-------------|-----------|---|
| 序号 | 型号 | 规格 A × B | 厚度 mm | 备注 |
| 1 | ZBQ-C-01B ₁ | 50 × 25 | 2 | L的长度有 500, 1000, 1500三种请 按设计图 纸标注尺寸 |
| 2 | ZBQ-C-01B ₂ | 100 × 30 | 2.5 | |
| 3 | ZBQ-C-01B ₃ | 150 × 35 | 3 | |
| 4 | ZBQ-C-01B ₄ | 200 × 40 | 3 | |
| 5 | ZBQ-C-01B ₅ | 250 × 45 | 3.5 | |
| 6 | ZBQ-C-01B ₆ | 300 × 50 | 3.5 | |
| 7 | ZBQ-C-01B ₇ | 400 × 60 | 4.5 | |
| 8 | ZBQ-C-01B ₈ | 500 × 70 | 5.5 | |
| 9 | ZBQ-C-01B ₉ | 600 × 80 | 6.5 | |
| 10 | ZBQ-C-01B ₁₀ | 800 × 100 | 7.5 | |

阻燃玻璃钢桥架

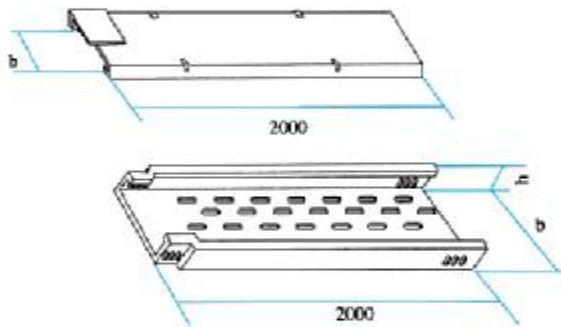
Fire retarding FRP Support

阻燃槽式大跨距桥架 XQJ-ZBQ-01A₁ Fire retarding large span support



| No. | Model | Size | No. | Model | Size |
|-----|-------------------------|-----------|-----|-------------------------|-----------|
| 1 | ZBQ-DC-01A ₁ | 50 × 25 | 1 | ZBQ-DC-01A ₁ | 50 × 25 |
| 2 | ZBQ-DC-01A ₁ | 100 × 50 | 2 | ZBQ-DC-01A ₁ | 100 × 50 |
| 3 | ZBQ-DC-01A ₁ | 150 × 75 | 3 | ZBQ-DC-01A ₁ | 150 × 75 |
| 4 | ZBQ-DC-01A ₁ | 200 × 100 | 4 | ZBQ-DC-01A ₁ | 200 × 100 |
| 5 | ZBQ-DC-01A ₁ | 250 × 125 | 5 | ZBQ-DC-01A ₁ | 250 × 125 |
| 6 | ZBQ-DC-01A ₁ | 300 × 150 | 6 | ZBQ-DC-01A ₁ | 300 × 150 |
| 7 | ZBQ-DC-01A ₁ | 400 × 200 | 7 | ZBQ-DC-01A ₁ | 400 × 200 |
| 8 | ZBQ-DC-01A ₁ | 500 × 200 | 8 | ZBQ-DC-01A ₁ | 500 × 200 |
| 9 | ZBQ-DC-01A ₁ | 600 × 200 | 9 | ZBQ-DC-01A ₁ | 600 × 200 |
| 10 | ZBQ-DC-01A ₁ | 800 × 200 | 10 | ZBQ-DC-01A ₁ | 800 × 200 |

阻燃托盘式桥架 Fire retarding tray type support

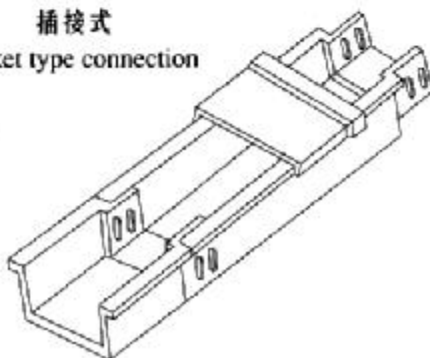


- (1) This type of support is provided with cover. Please indicate in order when required.
 (2) The bend for straight tray support is the same as for channel type. There are 6 connection holes at each end for height $h=60$ and $h=100$. There are 12 connection holes at each end for height $h=150$.

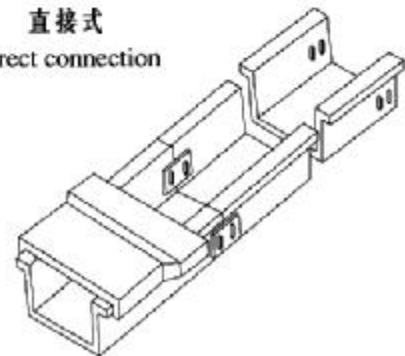
| No. | Model | Size | Thickness | Remarks |
|-----|---------------|------|-----------|------------------------|
| 1 | ZBQ-P-01-6-2 | 200 | 60 | 高度h为60时、100时、两端各6只连接孔。 |
| 2 | ZBQ-P-01-10-2 | | 100 | |
| 3 | ZBQ-P-01-15-2 | | 150 | |
| 4 | ZBQ-P-01-6-3 | 300 | 60 | |
| 5 | ZBQ-P-01-10-3 | | 100 | |
| 6 | ZBQ-P-01-15-3 | | 150 | |
| 7 | ZBQ-P-01-6-4 | 400 | 60 | 高度h为150时、两端各12只连接孔。 |
| 8 | ZBQ-P-01-10-4 | | 100 | |
| 9 | ZBQ-P-01-15-4 | | 150 | |
| 10 | ZBQ-P-01-6-5 | 500 | 60 | |
| 11 | ZBQ-P-01-10-5 | | 100 | |
| 12 | ZBQ-P-01-15-5 | | 150 | |
| 13 | ZBQ-P-01-6-6 | 600 | 60 | |
| 14 | ZBQ-P-01-10-6 | | 100 | |
| 15 | ZBQ-P-01-15-6 | | 150 | |

阻燃桥架连接方式 Connection of fire retarding supports

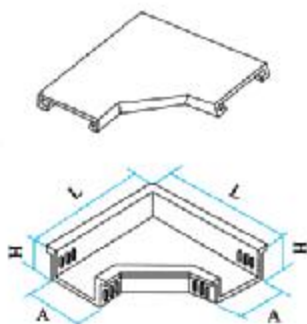
插接式
Socket type connection



直接式
Direct connection

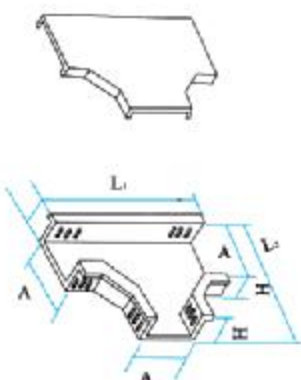


阻燃槽式水平弯通 XQJ-ZBQ-C-02A
Fire retarding channel type horizontal bend



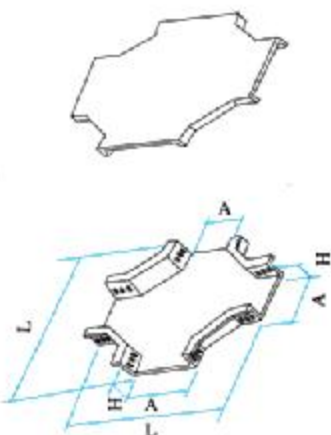
| No. | Model | Size | Length | Thickness |
|-----|----------|-------------|---------|-----------|
| 序号 | 型号 | 规格 A × B | 长度 L | 厚度 mm |
| 1 | C-02A-1 | 50 × 25 | 200 | 2 |
| 2 | C-02A-2 | 100 × 50 | 250 | 2.5 |
| 3 | C-02A-3 | 150 × 75 | 325 | 3 |
| 4 | C-02A-4 | 200 × 100 | 400 | 3.5 |
| 5 | C-02A-5 | 250 × 125 | 475 | 3.5 |
| 6 | C-02A-6 | 300 × 150 | 550 | 4.5 |
| 7 | C-02A-7 | 400 × 200 | 700 | 4.5 |
| 8 | C-02A-8 | 500 × 200 | 800 | 5.5 |
| 9 | C-02A-9 | 600 × 200 | 900 | 6.5 |
| 10 | C-02A-10 | 800 × 200 | 1100 | 7.5 |

阻燃槽式水平三通 XQJ-ZBQ-C-03A
Fire retarding channel type horizontal bend



| No. | Model | Size | Length | |
|-----|----------|-------------|----------------|----------------|
| 序号 | 型号 | 规格 A × B | 长度 | |
| | | | L ₁ | L ₂ |
| 1 | C-03A-1 | 50 × 25 | 350 | 200 |
| 2 | C-03A-2 | 100 × 50 | 400 | 250 |
| 3 | C-03A-3 | 150 × 75 | 500 | 325 |
| 4 | C-03A-4 | 200 × 100 | 600 | 400 |
| 5 | C-03A-5 | 250 × 125 | 700 | 475 |
| 6 | C-03A-6 | 300 × 150 | 800 | 550 |
| 7 | C-03A-7 | 400 × 200 | 1000 | 700 |
| 8 | C-03A-8 | 500 × 200 | 1100 | 800 |
| 9 | C-03A-9 | 600 × 200 | 1200 | 900 |
| 10 | C-03A-10 | 800 × 200 | 1400 | 1000 |

阻燃槽式水平四通 XQJ-ZBQ-C-04A
Fire retarding channel type horizontal cross

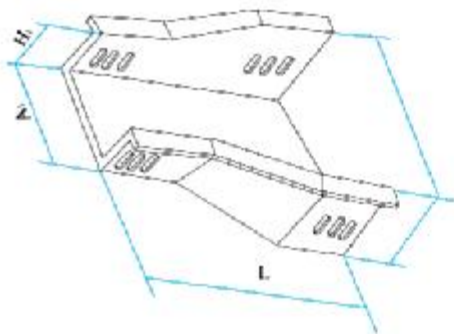
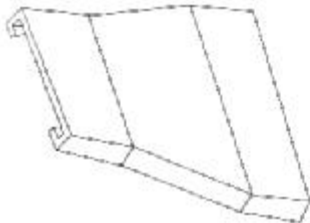


| No. | Model | Size | Length |
|-----|----------|-------------|----------|
| 序号 | 型号 | 规格 A × B | 长度 mm |
| 1 | C-04A-1 | 50 × 25 | 350 |
| 2 | C-04A-2 | 100 × 50 | 400 |
| 3 | C-04A-3 | 150 × 75 | 500 |
| 4 | C-04A-4 | 200 × 100 | 600 |
| 5 | C-04A-5 | 250 × 125 | 700 |
| 6 | C-04A-6 | 300 × 150 | 800 |
| 7 | C-04A-7 | 400 × 200 | 1000 |
| 8 | C-04A-8 | 500 × 200 | 1100 |
| 9 | C-04A-9 | 600 × 200 | 1200 |
| 10 | C-04A-10 | 800 × 200 | 1400 |

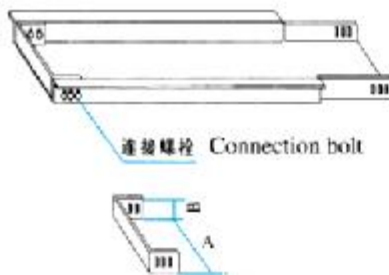
阻燃玻璃钢桥架

Fire retarding FRP Support

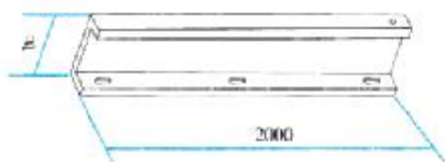
阻燃槽式异径接头 XQJ-ZBQ-C-06C
Fire retarding reducer connector



封头 XQJ-ZBQ-C-01C
Head



阻燃桥架隔板 XQJ-ZBQ-C-07
Fire retarding support partition

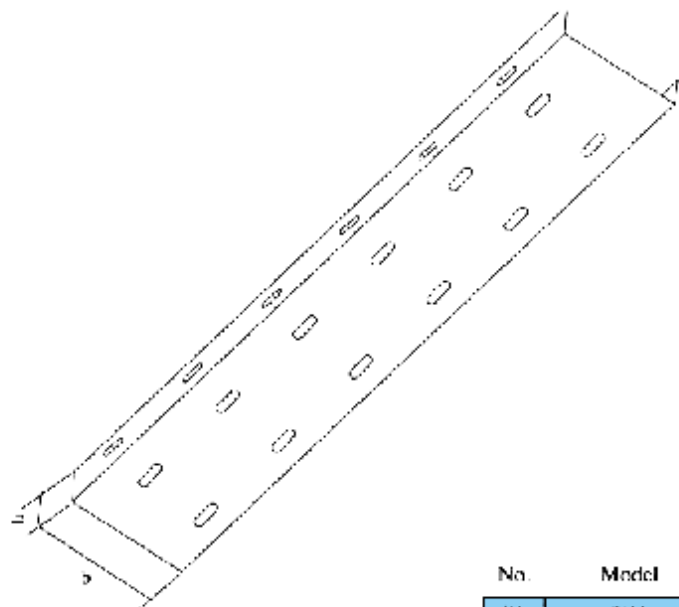


| No. | Model | Size | Length | Thickness |
|-----|--------------|-----------------------|---------|-----------|
| 序号 | 型号 | 规格 A1 × A1 A2 × A1 | 长度 L | |
| 1 | ZBQ-C-06C-1 | 50 × 25-100 × 50 | | 200 |
| 2 | ZBQ-C-06C-2 | 50 × 25-150 × 75 | | 250 |
| 3 | ZBQ-C-06C-3 | 50 × 25-200 × 100 | | 300 |
| 4 | ZBQ-C-06C-4 | 50 × 25-250 × 125 | | 350 |
| 5 | ZBQ-C-06C-5 | 50 × 25-300 × 150 | | 500 |
| 6 | ZBQ-C-06C-6 | 50 × 25-400 × 200 | | 600 |
| 7 | ZBQ-C-06C-7 | 50 × 25-500 × 200 | | 700 |
| 8 | ZBQ-C-06C-8 | 50 × 25-600 × 200 | | 800 |
| 9 | ZBQ-C-06C-9 | 50 × 25-800 × 200 | | 1000 |
| 10 | ZBQ-C-06C-10 | 100 × 50-150 × 75 | | 250 |
| 11 | ZBQ-C-06C-11 | 100 × 50-200 × 100 | | 300 |
| 12 | ZBQ-C-06C-12 | 100 × 50-250 × 125 | | 350 |
| 13 | ZBQ-C-06C-13 | 100 × 50-300 × 150 | | 500 |
| 14 | ZBQ-C-06C-14 | 100 × 50-400 × 200 | | 600 |
| 15 | ZBQ-C-06C-15 | 100 × 50-500 × 200 | | 700 |
| 16 | ZBQ-C-06C-16 | 100 × 50-600 × 200 | | 800 |
| 17 | ZBQ-C-06C-17 | 100 × 50-800 × 200 | | 1000 |
| 18 | ZBQ-C-06C-18 | 150 × 75-200 × 100 | | 250 |
| 19 | ZBQ-C-06C-19 | 150 × 75-250 × 125 | | 300 |
| 20 | ZBQ-C-06C-20 | 150 × 75-300 × 150 | | 450 |
| 21 | ZBQ-C-06C-21 | 150 × 75-400 × 200 | | 550 |
| 22 | ZBQ-C-06C-22 | 150 × 75-500 × 200 | | 650 |
| 23 | ZBQ-C-06C-23 | 150 × 75-600 × 200 | | 750 |
| 24 | ZBQ-C-06C-24 | 150 × 75-800 × 200 | | 900 |
| 25 | ZBQ-C-06C-25 | 200 × 100-250 × 125 | | 250 |
| 26 | ZBQ-C-06C-26 | 200 × 100-300 × 150 | | 400 |
| 27 | ZBQ-C-06C-27 | 200 × 100-400 × 200 | | 500 |
| 28 | ZBQ-C-06C-28 | 200 × 100-500 × 200 | | 600 |
| 29 | ZBQ-C-06C-29 | 200 × 100-600 × 200 | | 700 |
| 30 | ZBQ-C-06C-30 | 200 × 100-800 × 200 | | 900 |
| 31 | ZBQ-C-06C-31 | 250 × 125-300 × 150 | | 350 |
| 32 | ZBQ-C-06C-32 | 250 × 125-400 × 200 | | 450 |
| 33 | ZBQ-C-06C-33 | 250 × 125-500 × 200 | | 550 |
| 34 | ZBQ-C-06C-34 | 250 × 125-600 × 200 | | 650 |
| 35 | ZBQ-C-06C-35 | 250 × 125-800 × 200 | | 850 |
| 36 | ZBQ-C-06C-36 | 300 × 150-400 × 200 | | 500 |
| 37 | ZBQ-C-06C-37 | 300 × 150-500 × 200 | | 600 |
| 38 | ZBQ-C-06C-38 | 300 × 150-600 × 200 | | 700 |
| 39 | ZBQ-C-06C-39 | 300 × 150-800 × 200 | | 900 |
| 40 | ZBQ-C-06C-40 | 400 × 200-500 × 200 | | 500 |
| 41 | ZBQ-C-06C-41 | 400 × 200-600 × 200 | | 600 |
| 42 | ZBQ-C-06C-42 | 400 × 200-800 × 200 | | 800 |
| 43 | ZBQ-C-06C-43 | 500 × 200-600 × 200 | | 500 |
| 44 | ZBQ-C-06C-44 | 500 × 200-800 × 200 | | 600 |
| 45 | ZBQ-C-06C-45 | 600 × 300-800 × 200 | | 700 |

| No. | Model | Size | |
|-----|--------------|-----------|-----------|
| 序号 | 型号 | 规格 | |
| | | A × B | A1 × B2 |
| 1 | ZBQ-C-01C-1 | 50 × 25 | 43 × 20 |
| 2 | ZBQ-C-01C-2 | 100 × 50 | 86 × 44 |
| 3 | ZBQ-C-01C-3 | 150 × 75 | 137 × 68 |
| 4 | ZBQ-C-01C-4 | 200 × 100 | 184 × 90 |
| 5 | ZBQ-C-01C-5 | 250 × 125 | 236 × 114 |
| 6 | ZBQ-C-01C-6 | 300 × 150 | 286 × 140 |
| 7 | ZBQ-C-01C-7 | 400 × 200 | 386 × 186 |
| 8 | ZBQ-C-01C-8 | 500 × 200 | 484 × 186 |
| 9 | ZBQ-C-01C-9 | 600 × 200 | 584 × 184 |
| 10 | ZBQ-C-01C-10 | 800 × 200 | 782 × 184 |

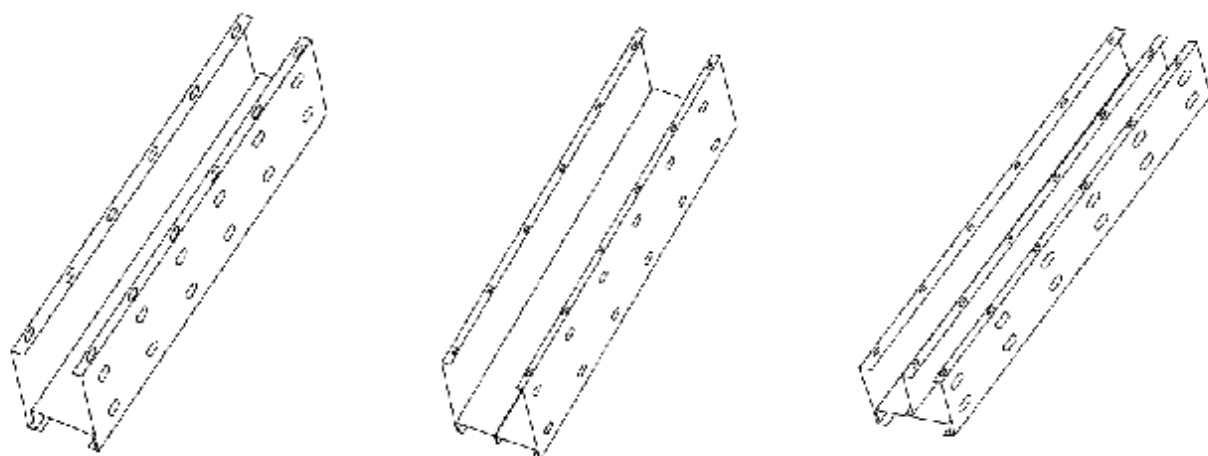
| No. | Model | Matching height | |
|-----|--------------|-----------------|-----|
| 序号 | 型号 | 配套高度 | h2 |
| 1 | ZBQ-C-07-50 | 50 | 40 |
| 2 | ZBQ-C-07-75 | 75 | 65 |
| 3 | ZBQ-C-07-100 | 100 | 90 |
| 4 | ZBQ-C-07-125 | 125 | 115 |
| 5 | ZBQ-C-07-150 | 150 | 140 |
| 6 | ZBQ-C-07-200 | 200 | 190 |

组合式阻燃玻璃钢 XQJ-ZBQ-2A-01A
Combined fire retarding FRP piece



| No. | Model | Size | Remarks |
|-----|----------------|--------|---------|
| 序号 | 型号 | 规格 长×宽 | 备注 |
| 1 | ZBQ-ZH-C1A-100 | 100×25 | |
| 2 | ZBQ-ZH-C1A-150 | 150×25 | |
| 3 | ZBQ-ZH-C1A-200 | 200×25 | |

组合式阻燃玻璃钢 XQJ-ZBQ-2A-01A 组装形式
Assembling form of combined fire retarding FRP piece



主要技术指标

Main Technical Data

1. Flame-Retardant Property Data

| S.N | Description | Data | Test Method |
|-----|-----------------------|------------|---------------|
| 1 | Oxygen Index | ≥31 | GB2406-80 |
| 2 | Horizontal Combustion | 1st Class | GB2408-80 |
| 3 | Vertical Combustion | Class FY-0 | GB4608-84 |
| 4 | Slope Combustion | 1st Class | TISA1322-66/1 |

2. Basic Physical Properties

| S.N | Description | Data | Test Method |
|-----|------------------------------|----------------------------|-------------|
| 1 | Compression Strength | ≥350kg/cm | GB1448-83 |
| 2 | Compression Strength | ≥1000kg/cm ² | GB1447-83 |
| 3 | Bending Strength | | GB1449-83 |
| 4 | Resistance to Impact | ≥80kgcm/cm ² | GB1451-83 |
| 5 | Linear Expansion Coefficient | 2.5 × 10 ⁻⁵ 1/C | GB2572-81 |
| 6 | Thermal Conductivity | 0.36W/(m·k) | GB3133-82 |

3. Density: 1650-1750 kgm³

4. Fire-inhibiting property: 15 minutes under effect of fire at 800℃

5. Channel loading capacity: 80kg/m for evenly-distributed load,
180kg/m for concentrated load

6. Appearance: Smooth, level without cracks.

7. Channel shielding property:

8. Ambient temperature for application: -40-80℃

9. Temperature earthing: The channel is lined with angle steel and sections are connected with leads.

1. 阻燃性能指标

| 序号 | 名称 | 指标 | 试验方法 |
|----|------|-------|---------------|
| 1 | 氧指数 | ≥31 | GB2406-80 |
| 2 | 水平燃烧 | 1级 | GB2408-80 |
| 3 | 垂直燃烧 | FY-0级 | GB4608-84 |
| 4 | 斜面燃烧 | 1级 | TISA1322-66/1 |

2. 基本物理性能

| 序号 | 名称 | 指标 | 试验方法 |
|----|-------|----------------------------|-----------|
| 1 | 抗压强度 | ≥350kg/cm | GB1448-83 |
| 2 | 抗压强度 | ≥1000kg/cm ² | GB1447-83 |
| 3 | 抗弯曲强度 | | GB1449-83 |
| 4 | 抗冲击强度 | ≥80kgcm/cm ² | GB1451-83 |
| 5 | 线膨胀系数 | 2.5 × 10 ⁻⁵ 1/C | GB2572-81 |
| 6 | 导热系数 | 0.36W/(m·k) | GB3133-82 |

3. 密度：1650~1750公斤米³

4. 防火性能：经800℃火源作用15分钟

5. 槽盒负载能力：均布载荷80kg/m，集中载荷180kg/m

6. 外观光滑、平整，无龟裂

7. 槽盒屏蔽性能

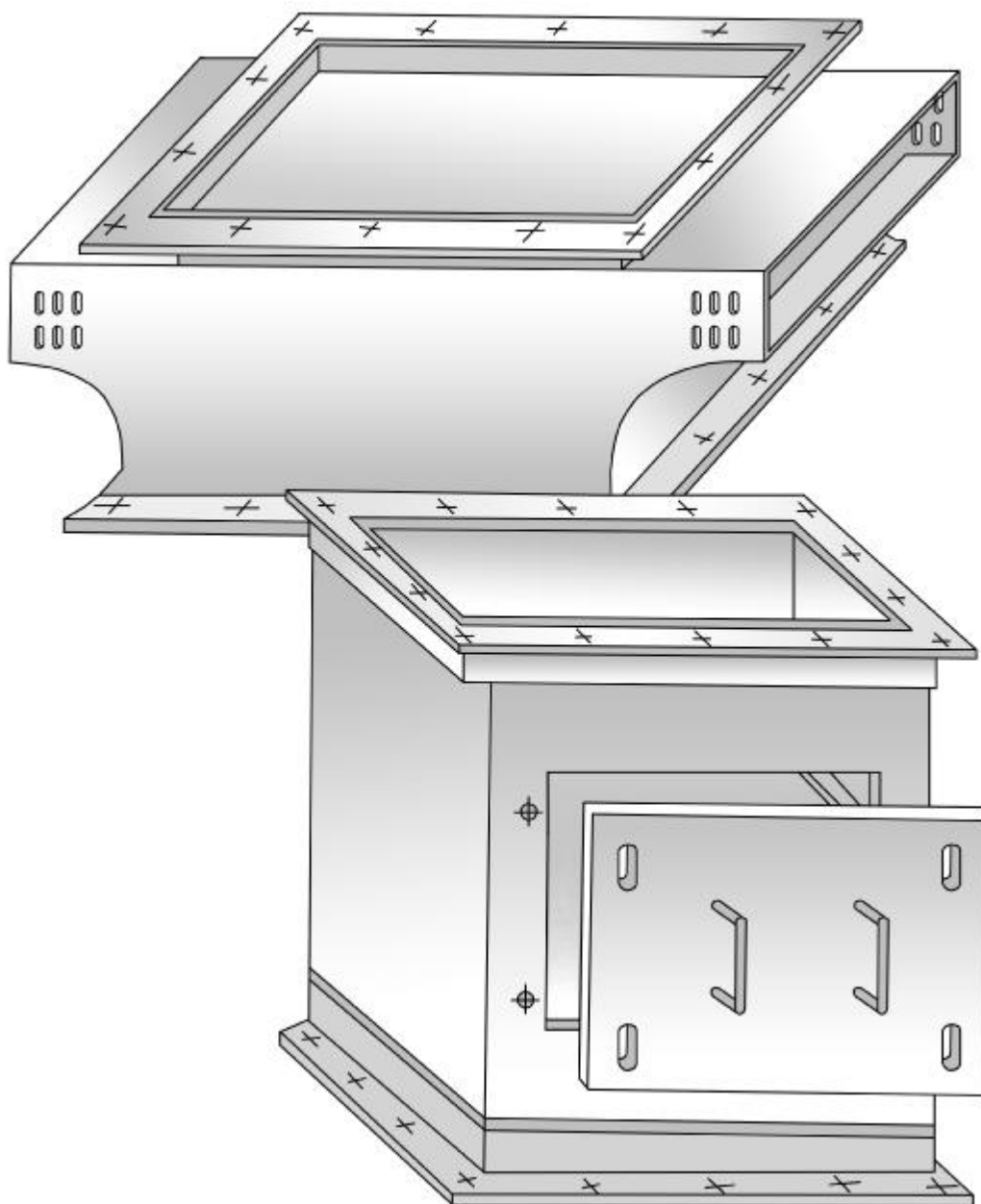
8. 使用环境：-40~80℃

9. 温度接地：槽体内有角钢内敷，节与节之间用引线相联

ZQC-XV 电缆竖井

电缆竖井适用于各种井道垂直引上，引下电缆敷设装置。

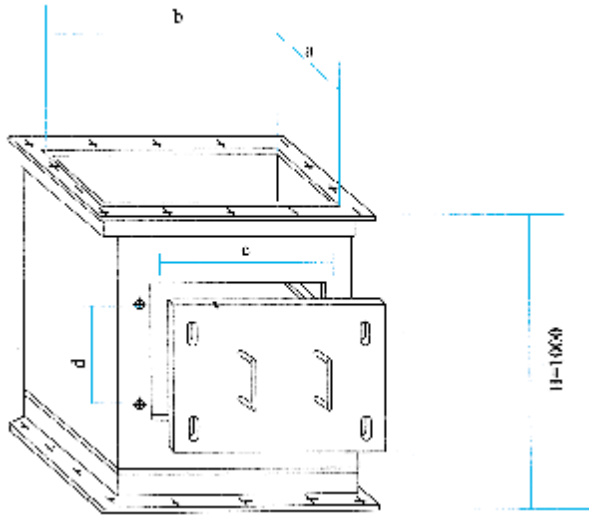
Cable shafts are suitable for vertical cable laying in various shafts



竖井桥架

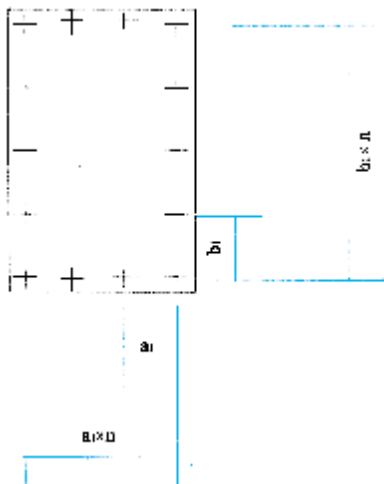
Shafts

电缆竖井 Cable shaft



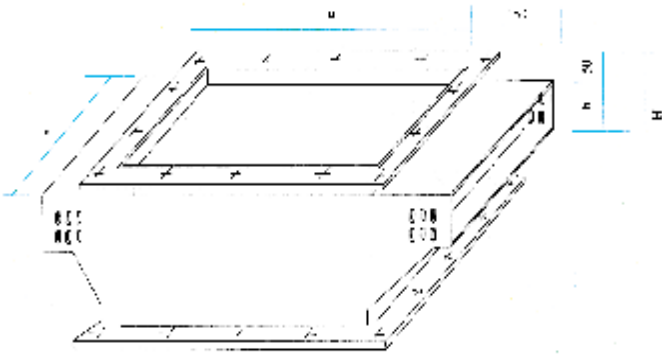
| 型号 Model | b | a | d × c | kg | |
|-------------|------|-----|------------|--------|--|
| XV-4 × 3 | 400 | 300 | 600 × 240 | 79.34 | |
| XV-4 × 6 | | 600 | | 102.67 | |
| XV-5 × 3 | 500 | 300 | 600 × 340 | 87.12 | |
| XV-5 × 6 | | 600 | | 110.35 | |
| XV-6 × 3 | 600 | 300 | 600 × 440 | 94.87 | |
| XV-6 × 6 | | 600 | | 118.1 | |
| XV-8 × 3 | 800 | 300 | 600 × 600 | 10.35 | |
| XV-8 × 6 | | 600 | | 151.92 | |
| XV-10 × 3 | 1000 | 300 | 600 × 800 | 142.87 | |
| XV-10 × 6 | | 600 | | 170.02 | |
| XV-12 × 3 | 1200 | 300 | 600 × 1000 | 160.97 | |
| XV-12 × 6 | | 600 | | 188.14 | |

竖井盖板 Shaft covering board



| 型号 Model | b | a | d × c | kg | wkg |
|-------------|------|-----|----------|--------|-------|
| CXV-4 × 3 | 500 | 400 | 110 × 4 | 79.34 | 5.24 |
| CXV-4 × 6 | | 700 | | 102.67 | 9.16 |
| CXV-5 × 3 | 600 | 400 | 135 × 4 | 87.12 | 6.28 |
| CXV-5 × 6 | | 700 | | 110.35 | 10.99 |
| CXV-6 × 3 | 700 | 400 | 128 × 5 | 94.87 | 7.33 |
| CXV-6 × 6 | | 700 | | 118.1 | 12.83 |
| CXV-8 × 3 | 900 | 400 | 142 × 6 | 10.35 | 9.42 |
| CXV-8 × 6 | | 700 | | 151.92 | 16.49 |
| CXV-10 × 3 | 1100 | 400 | 105 × 10 | 142.87 | 11.52 |
| CXV-10 × 6 | | 700 | | 170.02 | 20.15 |
| CXV-12 × 3 | 1300 | 400 | 125 × 10 | 160.97 | 13.61 |
| CXV-12 × 6 | | 700 | | 188.14 | 23.82 |

竖井接头 (双侧)
Shaft connection(double sided)

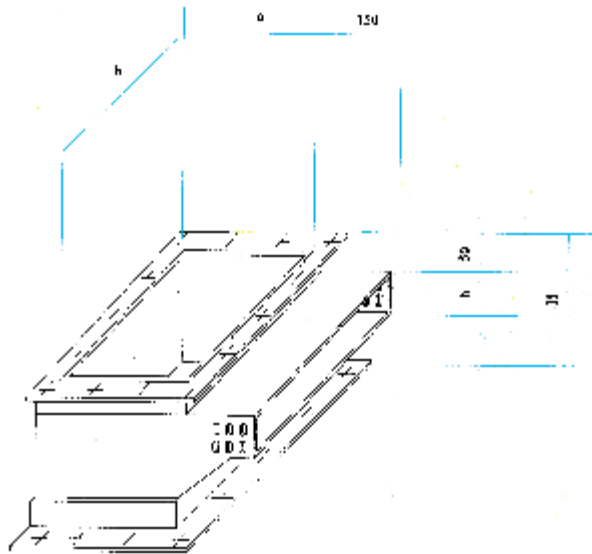


| 型号 Model | b | a | d × c | kg | wkg | wkg |
|-------------------------------|-----|-----|-------|---------|-------|-------|
| XV-T ₁ -4 × □ × 6 | 100 | 300 | 400 | 300/600 | 27.38 | 35.43 |
| XV-T ₁ -5 × □ × 6 | | | 500 | | 30.00 | 38.08 |
| XV-T ₁ -6 × □ × 6 | | | 600 | | 32.74 | 40.75 |
| XV-T ₁ -8 × □ × 6 | | | 800 | | 38.8 | 52.42 |
| XV-T ₁ -4 × □ × 6 | 150 | 350 | 400 | 300/600 | 31.94 | 41.33 |
| XV-T ₁ -5 × □ × 6 | | | 500 | | 35.07 | 44.42 |
| XV-T ₁ -6 × □ × 6 | | | 600 | | 38.19 | 47.54 |
| XV-T ₁ -8 × □ × 6 | | | 800 | | 44.42 | 61.15 |
| XV-T ₁ -10 × □ × 6 | | | 1000 | | 57.51 | 68.44 |
| XV-T ₁ -4 × □ × 6 | 200 | 400 | 400 | 300/600 | 36.5 | 47.23 |
| XV-T ₁ -5 × □ × 6 | | | 500 | | 40.01 | 50.77 |
| XV-T ₁ -6 × □ × 6 | | | 600 | | 43.65 | 54.33 |
| XV-T ₁ -8 × □ × 6 | | | 800 | | 50.77 | 69.89 |
| XV-T ₁ -10 × □ × 6 | | | 1000 | | 65.73 | 78.21 |
| XV-T ₁ -12 × □ × 6 | | | 1200 | | 74.05 | 86.55 |

注：法兰螺孔见同型号竖井盖板

Note: For flange bolt holes see shaft cover with the same size.

竖井接头 (单侧)
Shaft connection(single sided)



| 型号 Model | h | H | b | a | wkg | wkg |
|--------------------------------|-----|-----|------|---------|-------|-------|
| XV-T ₁ -4 × □ × 6 | 100 | 300 | 400 | 300/600 | 27.38 | 35.43 |
| XV-T ₁ -5 × □ × 6 | | | 500 | | 30.00 | 38.08 |
| XV-T ₁ -6 × □ × 6 | | | 600 | | 32.74 | 40.75 |
| XV-T ₁ -8 × □ × 6 | | | 800 | | 38.8 | 52.42 |
| XV-T ₁ -4 × □ × 10 | 150 | 350 | 400 | 300/600 | 31.94 | 41.33 |
| XV-T ₁ -5 × □ × 10 | | | 500 | | 35.07 | 44.42 |
| XV-T ₁ -6 × □ × 10 | | | 600 | | 38.19 | 47.54 |
| XV-T ₁ -8 × □ × 10 | | | 800 | | 44.42 | 61.15 |
| XV-T ₁ -10 × □ × 10 | | | 1000 | | 57.51 | 68.44 |
| XV-T ₁ -4 × □ × 6 | 200 | 400 | 400 | 300/600 | 36.5 | 47.23 |
| XV-T ₁ -5 × □ × 6 | | | 500 | | 40.01 | 50.77 |
| XV-T ₁ -6 × □ × 6 | | | 600 | | 43.65 | 54.33 |
| XV-T ₁ -8 × □ × 6 | | | 800 | | 50.77 | 69.89 |
| XV-T ₁ -10 × □ × 6 | | | 1000 | | 65.73 | 78.21 |
| XV-T ₁ -12 × □ × 6 | | | 1200 | | 74.05 | 86.55 |

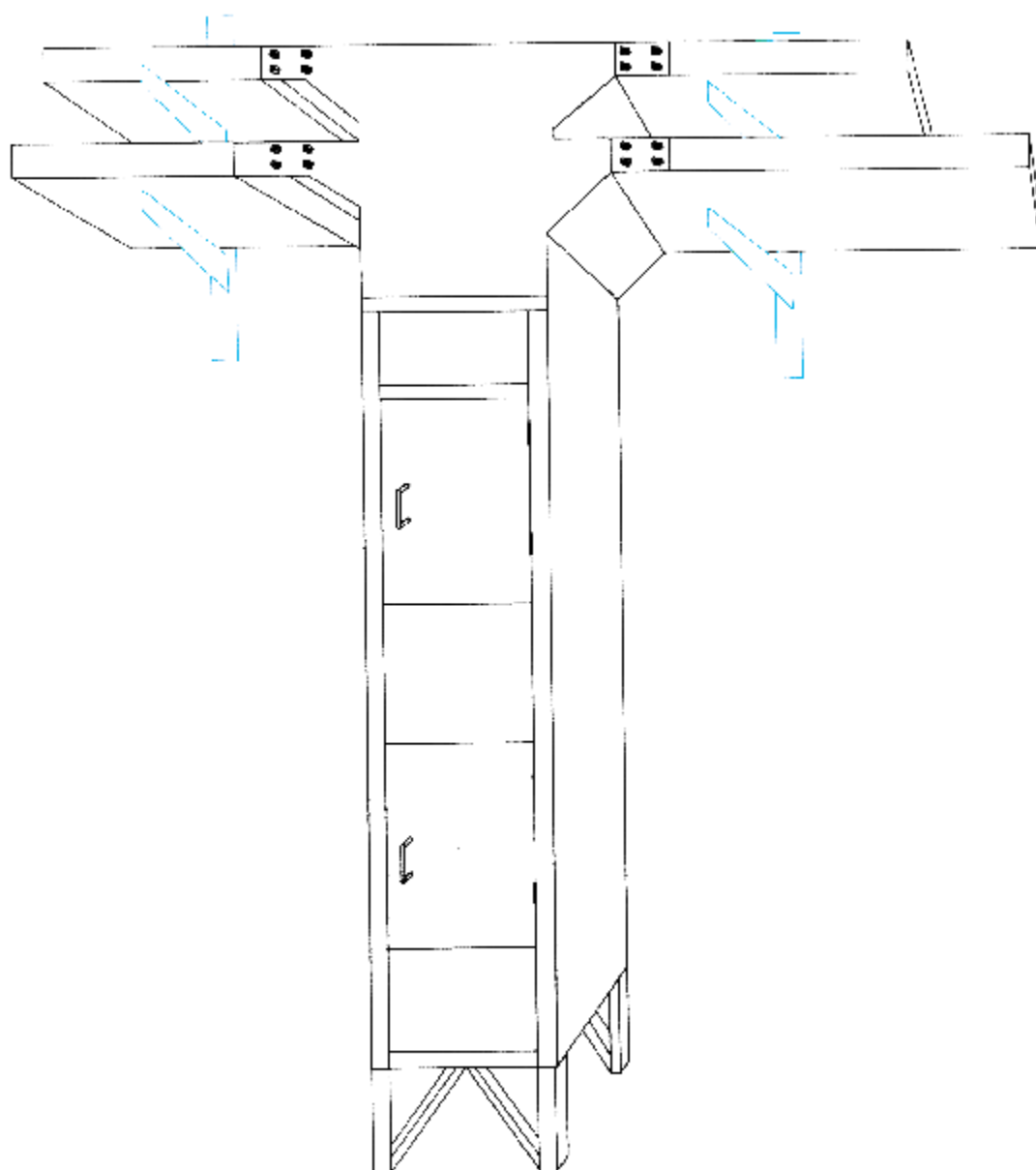
注：法兰螺孔见同型竖井盖板

Note: For flange bolt holes see shaft cover with the same size

竖井桥架

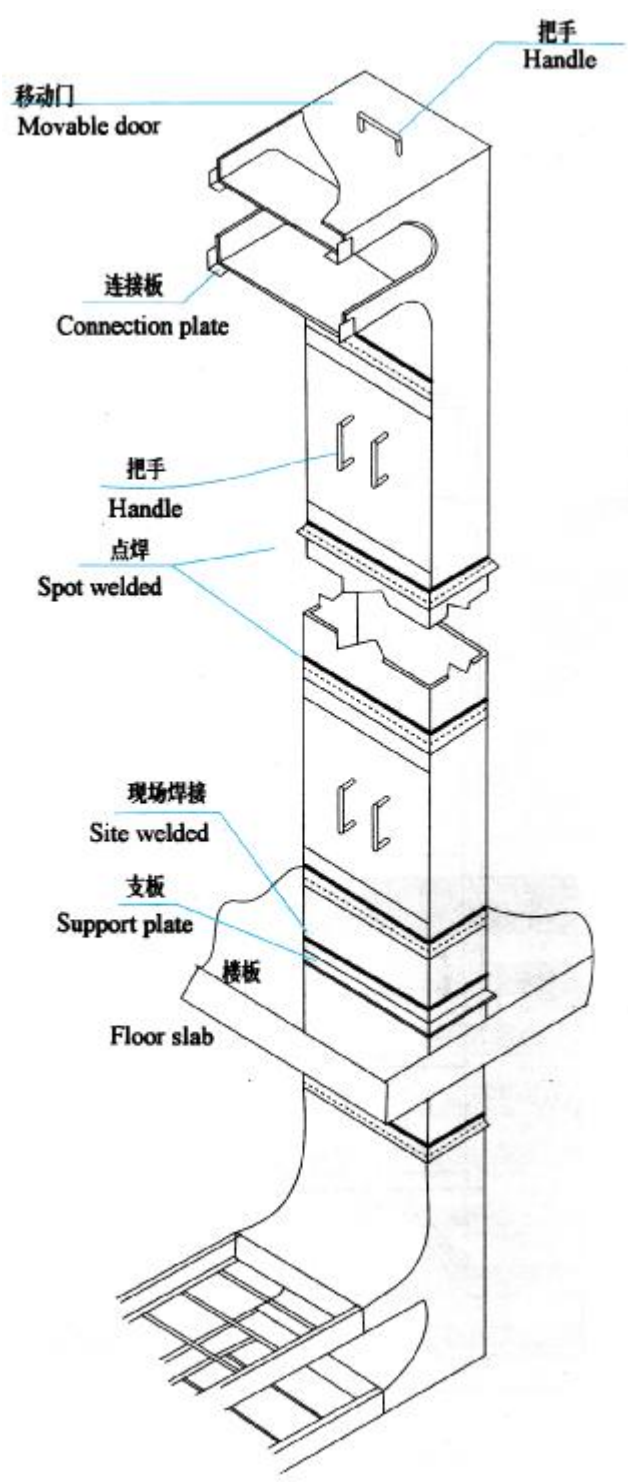
Shafts

竖井安装示意图
Schematic diagram of mounting for shafts



电缆竖井安装示意图

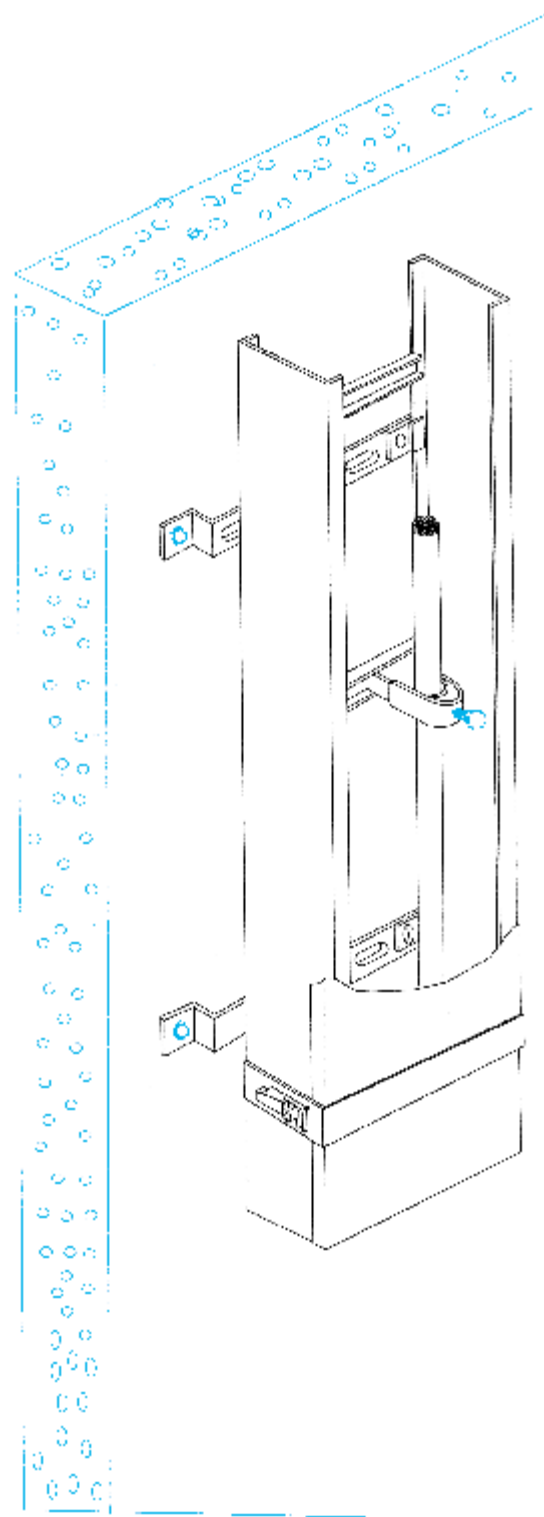
Schematic diagram of mounting for shafts



竖井桥架

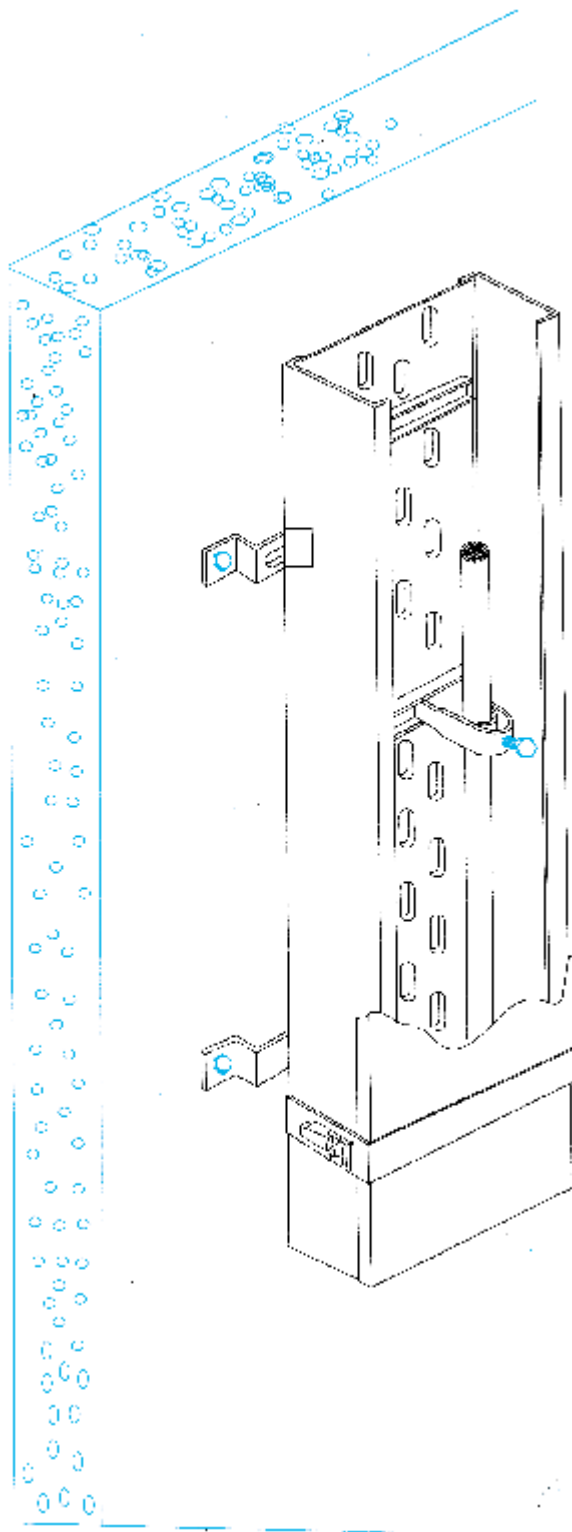
Shafts

梯级式竖井安装示意图
Schematic diagram of mounting for ladder type shafts



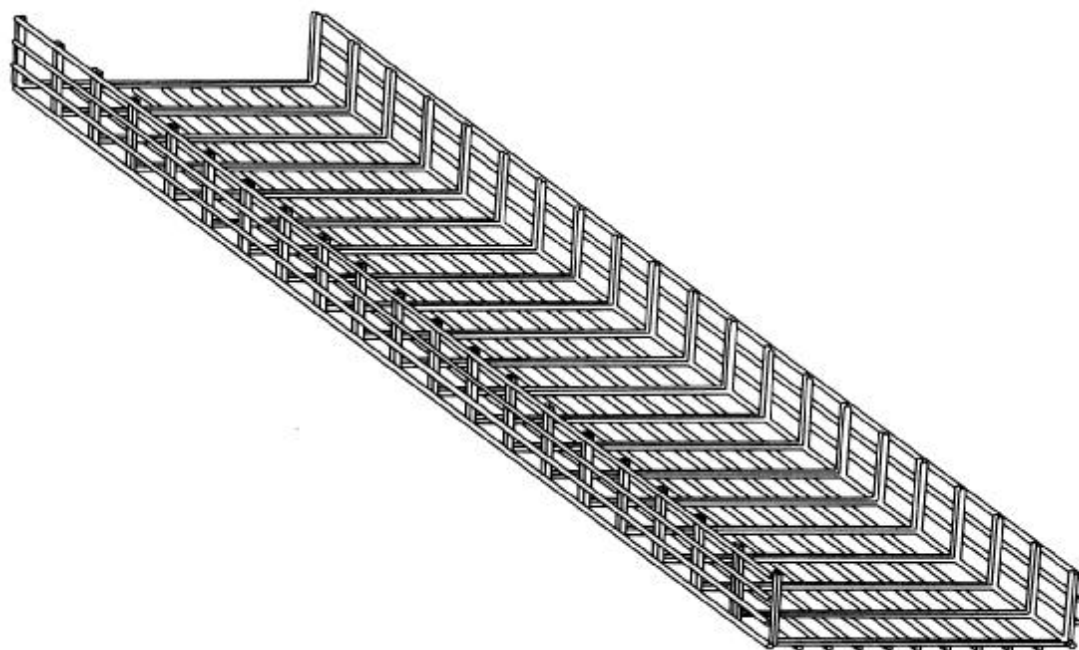
托盘式竖井安装示意图

Schematic diagram of mounting for tray type shafts

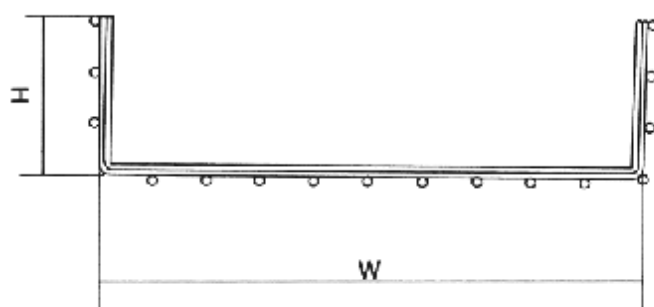
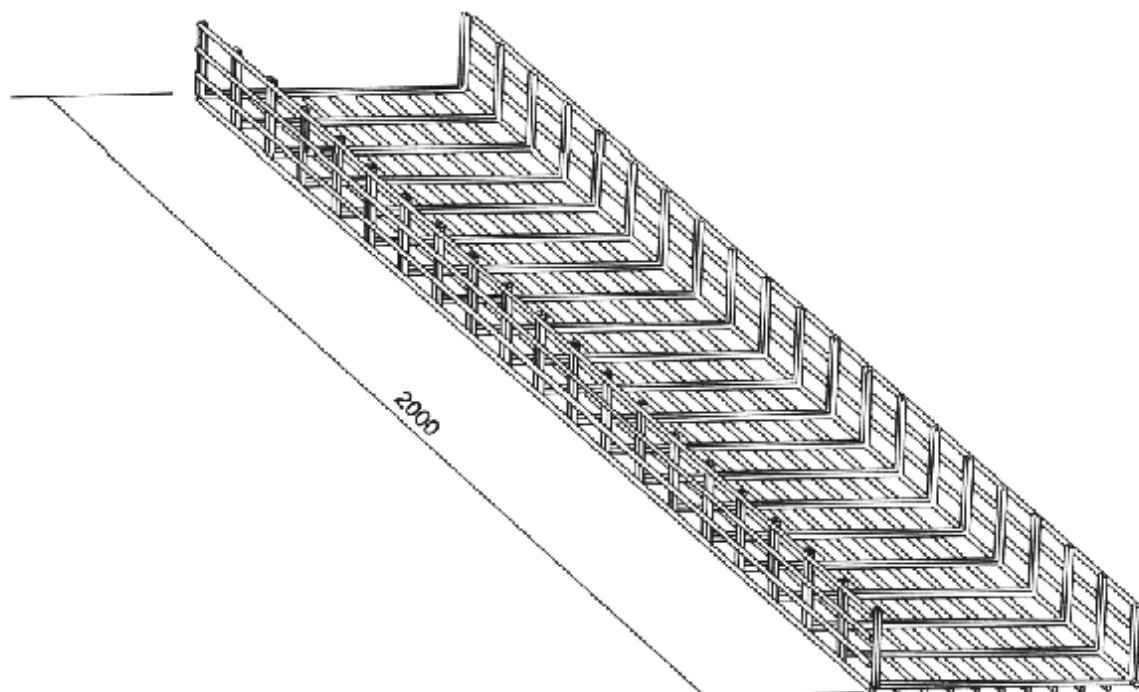


XQJ-WQ钢网式电缆桥架

Steel Mesh Reinforcement Cable Tray



钢网式桥架 XQJ-WQ
Steel Mesh XQJ-WQ



| 序号 No. | 型号 Type | 规格 (H × W) | 备注 Remarks |
|--------|----------|------------|--|
| 1 | XQJ-WQ-1 | 66 × 48 | 钢丝直径为 4mm The diameter of the steel wire is 4mm |
| 2 | XQJ-WQ-2 | 116 × 68 | |
| 3 | XQJ-WQ-3 | 214 × 68 | |
| 4 | XQJ-WQ-4 | 314 × 68 | |

钢网式电缆桥架

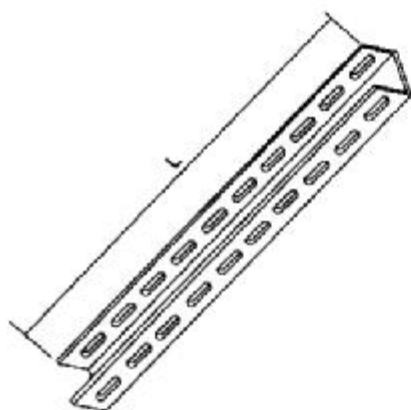
Steel Mesh Reinforcement Cable Tray

吊杆 XQJ-ZH
Suspender XQJ-ZH



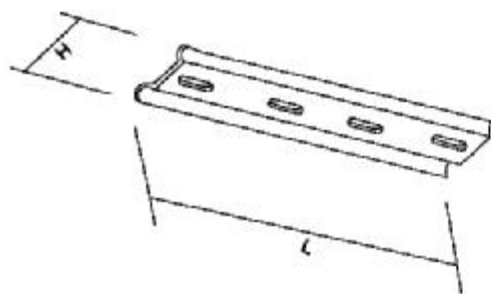
| 序号 No. | 型号 Type | 规格 (L) Standard | 备注 Remarks |
|-----------|------------|--------------------|------------------------------------|
| 1 | XQJ-ZH-5 | 500 | 直径 ø8-ø10 Diameter ø8-ø10 |
| 2 | XQJ-ZH-10 | 1000 | |
| 3 | XQJ-ZH-15 | 1500 | |
| 4 | XQJ-ZH-20 | 2000 | |

槽钢立柱 XQJ-H-01C
Trough Steel Vertical Pillar XQJ-H-01C



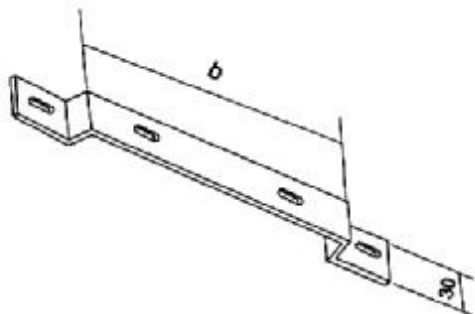
| 序号 No. | 型号 Type | 规格 (L) Standard | 备注 Remarks |
|-----------|--------------|--------------------|--|
| 1 | XQJ-H-01C-5 | 500 | 槽钢规格为5# The trough steel standard is 5# |
| 2 | XQJ-H-01C-10 | 1000 | |
| 3 | XQJ-H-01C-15 | 1500 | |
| 4 | XQJ-H-01C-20 | 2000 | |
| 5 | XQJ-H-01C-25 | 2500 | |
| 6 | XQJ-H-01C-30 | 3000 | |

直接片 XQJ-TPC
Direct Connection Piece XQJ-TPC



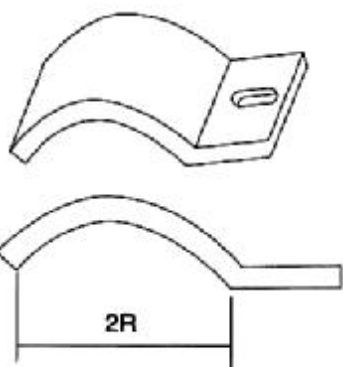
| 序号 No. | 型号 Type | 规格 (L) Standard | 备注 Remarks |
|-----------|------------|--------------------|---------------|
| 1 | XQJ-TPC-1 | 31 × 280 | |
| 2 | XQJ-TPC-2 | 37 × 280 | |

固定跨接件 XQJ-TB
Securing Bridge Connect XQJ-TB



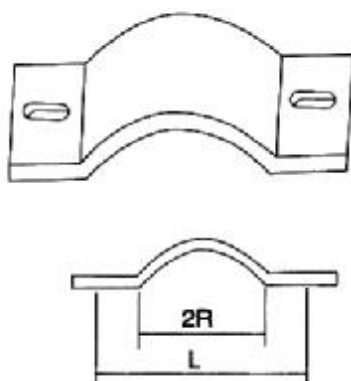
| 序号 No. | 型号 Type | 规格 (L) Standard | 备注 Remarks |
|-----------|------------|--------------------|--------------------|
| 1 | XQJ-TB-1 | 70 | 板厚 3mm Diameter |
| 2 | XQJ-TB-2 | 120 | |
| 3 | XQJ-TB-3 | 220 | |
| 4 | XQJ-TB-4 | 320 | |

单边电缆卡 XQJ-K-01
Single Side Cable Dip XQJ-K-01



| 序号 No. | 型号 Type | 规格 (L) Standard | 备注 Remarks |
|-----------|-------------|--------------------|-------------------------|
| 1 | XQJ-K-01/13 | 13 | 电缆配用 直径 $\phi 10-13$ |
| 2 | XQJ-K-01/17 | 17 | $\phi 14-17$ |
| 3 | XQJ-K-01/21 | 21 | $\phi 18-21$ |

双边电缆卡 XQJ-K-02
Double Side Cable Dip XQJ-K-02

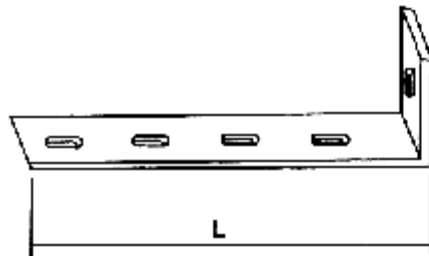


| 序号 No. | 型号 Type | 规格 (L) Standard | 备注 Remarks |
|-----------|-------------|--------------------|-------------------------|
| 1 | XQJ-K-02/13 | 13 | 电缆配用 直径 $\phi 10-13$ |
| 2 | XQJ-K-02/17 | 17 | $\phi 14-17$ |
| 3 | XQJ-K-02/21 | 21 | $\phi 18-21$ |

钢网式电缆桥架

Steel Mesh Reinforcement Cable Tray

支架 XQJ-ZJ
Spider XQJ-ZJ



| 序号 No. | 型号 Type | 规格 (L) Standard | 备注 Remarks |
|-----------|------------|--------------------|---|
| 1 | XQJ-ZJ-1 | 70 | 板材厚度5mm The board thickness is 5mm |
| 2 | XQJ-ZJ-2 | 120 | |
| 3 | XQJ-ZJ-3 | 220 | |
| 4 | XQJ-ZJ-4 | 320 | |

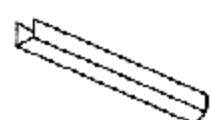
槽架盖板
TPC beam holder TPC



聚丙烯端盖
TPC PVC end cover sealing TPC



单槽钢支架
TPC single trough spider TPC

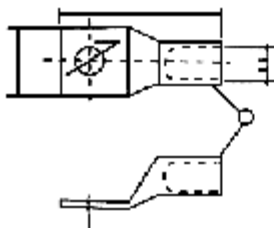


螺栓
Bolt



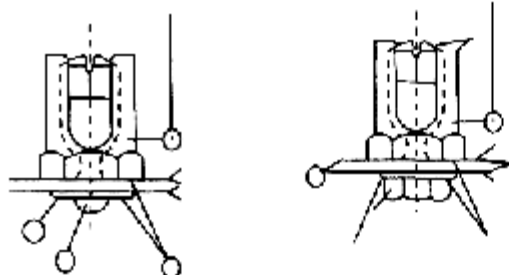
| 序号 No. | 规格 Standard | 序号 No. | 规格 Standard |
|-----------|----------------|-----------|----------------|
| 1 | M6 × 25 | 4 | M10 × 25 |
| 2 | M6 × 35 | 5 | M10 × 30 |
| 3 | M8 × 25 | 6 | M10 × 40 |

接线端子
Connecting Terminal



| 序号 No. | A | D | E | L | I | 电缆截面mm ² Cable sectional area |
|-----------|------|------|------|----|------|---|
| 1 | 9.2 | 10.3 | 18.0 | 49 | 9.0 | 50 |
| 2 | 3.3 | 6.4 | 13.0 | 31 | 3.0 | 6 |
| 3 | 11.5 | 10.6 | 21.5 | 56 | 11.3 | 70 |
| 4 | 5.6 | 8.4 | 15.0 | 36 | 5.4 | 16 |

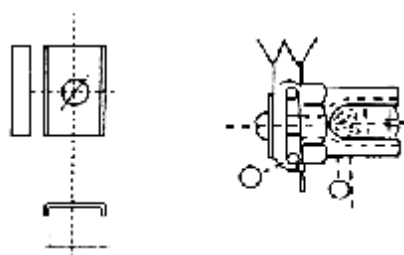
接地连接螺钉 TPC
Groundin Joint Screw TPC



| 序号 No. | 名称 Name |
|-----------|--------------|
| 1 | 电缆16和6 Cable |
| 2 | 电缆50 Cable |
| 3 | 电缆70 Cable |

连接板 TPC

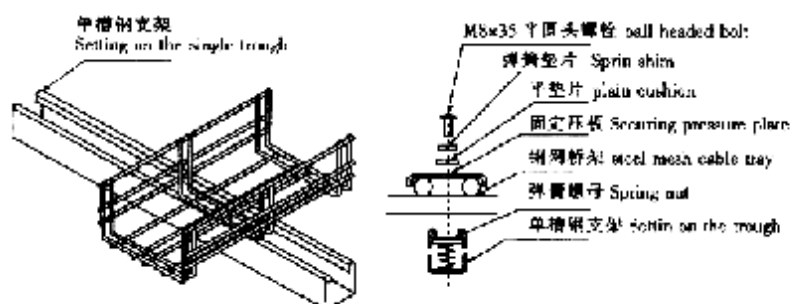
Connecting/junction plate TPC



| 序号 No. | 名称 Name |
|-----------|---|
| 1 | 接地连接螺母 Setting on the connecting plate |
| 2 | 连接板 Junction plate |

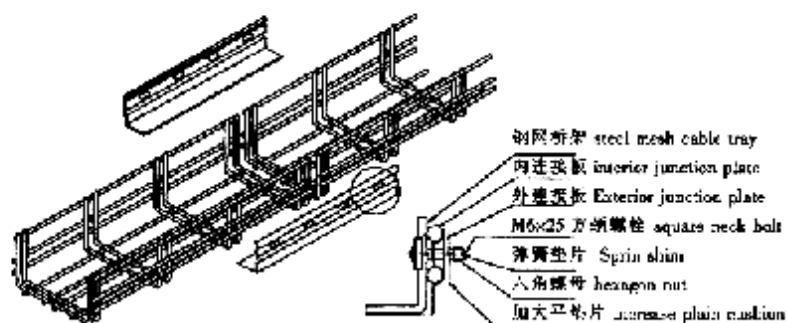
单槽钢支架上的安装

Setting on the single trough steel spider



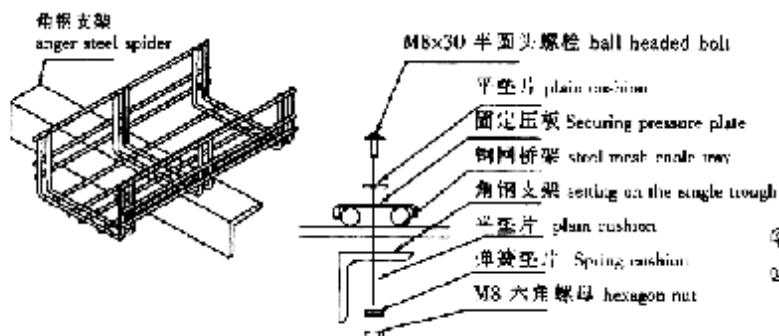
连接板的安装

Setting on the connecting plate



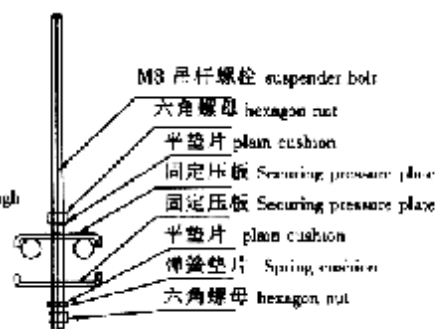
角钢支架上的安装

Setting on the angle steel spider



吊杆安装

Setting on the suspender



支 架 XQJ-H.TB

支架是支撑电缆桥架和电缆的主要部件，它由立柱、立柱底座、托臂等组成。我厂生产的支架是根据日本、西德的同类产品设计而成；它具有结构简单、重量轻、成本低、强度大、造型美等优点，可满足不同环境条件(工艺管道架上、楼板上、墙壁上、电缆沟内)安装成不同形式(悬吊式、直立式、侧壁式、单边、双边和多层等)的需要。

电缆桥架如需多层重载荷吊装时，要尽量采取双边敷设、避免偏载过大。

支架部分的连接螺栓配套供货、安装螺栓(膨胀螺栓)根据需要按型号订货。

支架部分其表面处理有电镀锌、热镀锌、喷漆、喷塑四种。

用户如需其它品种规格的支架、欢迎来图、来函或面洽订货。

Support XQJ-H.TB

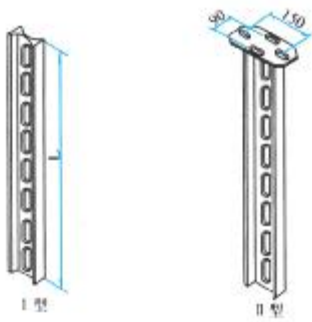
The support, which is made up of stand, stand base and bracket arm, is the main part to support the cables. The support produced in our factory is designed to the same kind of product in both Japan and Germany. It has such advantages as simple structure, Light weight, Low cost, big strength and wonderful modelling. It can meet different environmental conditions (such as, on the technological piping frame, on the floors, on the walls and cable ditches) to be installed in different forms (such as, hanging style, standing style, side style, single, double and multilateral styles).

When hoisted with multilateral heavy Load, the cables should be Laid bilaterally to avoid being over Loaded.

Connecting bolts of the support can be provided together. If necessary, installation bolts can be ordered according to the type. The surface dealing of the support has kinds of ways.

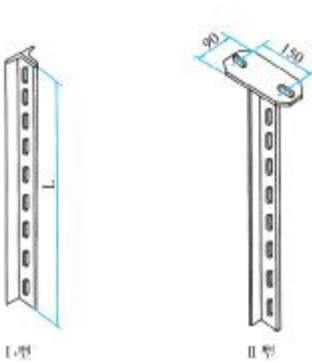
Electroplating, zinc-plating, paint spraying and plastics spraying. If you need other variefies of support, you can order by sending your pictures, writing to us and coming to have a face-to-face talk with us.

XQJ-H-01A 工字钢立柱
I-Steel Post



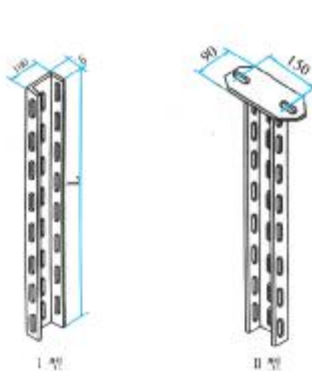
| 序号 No. | 型号 Model | 规格 L Specification | 重量 kg/件 Weight kg/pc | 备注 Remark |
|--------|----------|--------------------|----------------------|--|
| 1 | H-01A-3 | 300 | 4.07 | II型每件加重 1.61kg additional 1.61kg per piece for Type II |
| 2 | H-01A-5 | 500 | 6.78 | |
| 3 | H-01A-8 | 800 | 10.85 | |
| 4 | H-01A-10 | 1000 | 13.53 | |
| 5 | H-01A-15 | 1500 | 20.35 | |
| 6 | H-01A-20 | 2000 | 27.06 | II型每件加重 4.8kg additional 4.8kg per piece for Type II |
| 7 | H-01A-25 | 2500 | 33.88 | |
| 8 | H-01A-30 | 3000 | 40.7 | |

XQJ-H-01B 工字钢立柱
丁-Steel Post Type Post



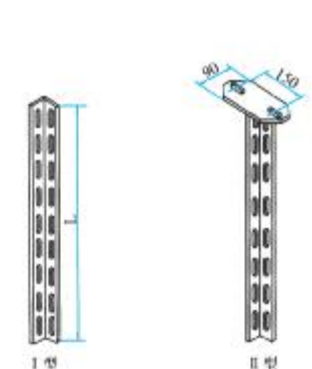
| 序号 No. | 型号 Model | 规格 L Specification | 重量 kg/件 Weight kg/pc | 备注 Remark |
|--------|----------|--------------------|----------------------|--|
| 1 | H-01B-3 | 300 | 3.24 | II型每件加重 1.61kg additional 1.61kg per piece for Type II |
| 2 | H-01B-5 | 500 | 5.42 | |
| 3 | H-01B-8 | 800 | 8.65 | |
| 4 | H-01B-10 | 1000 | 10.81 | |
| 5 | H-01B-15 | 1500 | 16.22 | |
| 6 | H-01B-20 | 2000 | 21.61 | |

XQJ-H-01C 槽钢立柱
Trough-Steel Post



| 序号 No. | 型号 Model | 规格 L Specification | 重量 kg/件 Weight kg/pc | 备注 Remark |
|--------|----------|--------------------|----------------------|--|
| 1 | H-01C-3 | 300 | 3.63 | II型每件加重 1.61kg additional 1.61kg per piece for Type II |
| 2 | H-01C-5 | 500 | 6.05 | |
| 3 | H-01C-8 | 800 | 9.68 | |
| 4 | H-01C-10 | 1000 | 12.1 | |
| 5 | H-01C-15 | 1500 | 18.15 | |
| 6 | H-01C-20 | 2000 | 24.2 | |

XQJ-H-01D 角钢立柱
Angle-Steel Post

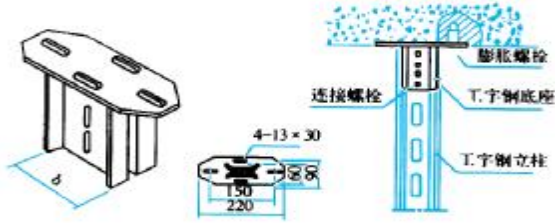


| 序号 No. | 型号 Model | 规格 L Specification | 重量 kg/件 Weight kg/pc | 备注 Remark |
|--------|----------|--------------------|----------------------|--|
| 1 | H-01D-3 | 300 | 1.62 | II型每件加重 1.61kg additional 1.61kg per piece for Type II |
| 2 | H-01D-5 | 500 | 2.71 | |
| 3 | H-01D-8 | 800 | 4.33 | |
| 4 | H-01D-10 | 1000 | 5.40 | |
| 5 | H-01D-15 | 1500 | 8.11 | |
| 6 | H-01D-20 | 2000 | 10.80 | |

支架

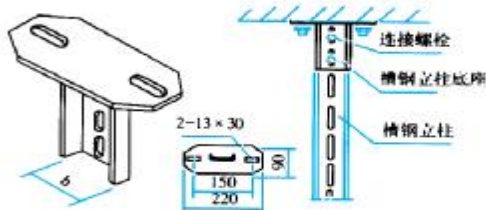
Supports

XQJ-H-02A 工字钢立柱底座
I-Steel Post Base



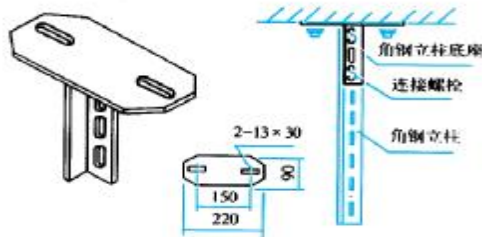
| 型号 Model | b (mm) | 单价元/件 Unit price | 备注 Remark |
|-------------|-----------|---------------------|------------------------------------|
| H-02A-8# | 70 | 25.02 | 配 8# 工字钢 fitting with 8# I-Steel |
| H-02A-10# | 90 | 28.02 | 配 10# 工字钢 fitting with 10# I-Steel |

XQJ-H-02C 槽钢立柱底座
Trough-Steel Post Base



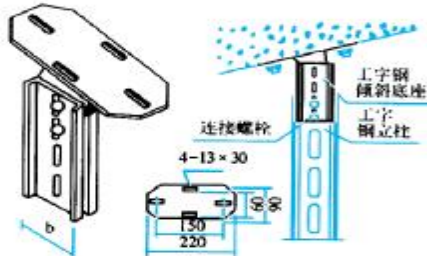
| 型号 Model | b (mm) | 单价元/件 Unit price | 备注 Remark |
|-------------|-----------|---------------------|--|
| H-02C-8# | 70 | 26.63 | 配 8#01C、H-01 立柱 fitting with 8# upright post |
| H-02C-10# | 90 | 29.63 | 配 10#01C、H-01 立柱 fitting with 10# upright post |

XQJ-H-01D 角钢立柱底座
Angle-Steel Post Base



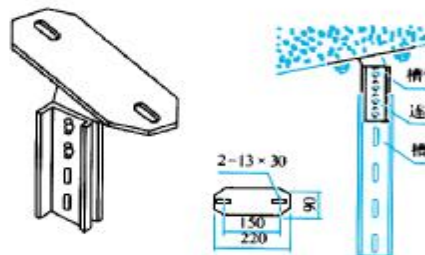
H-02D 角钢立柱底座 每件单价 20.63 元
H-02D angle iron post foundation is linked with price 20.63 yuan

XQJ-H-03A 工字钢倾斜底座
I-Steel Tilt Base



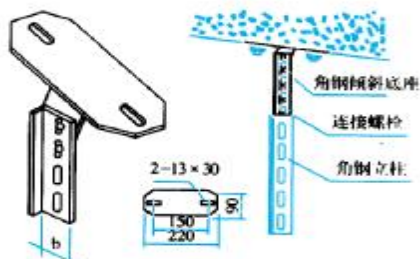
| 型号 Model | b (mm) | 单价元/件 Unit price | 备注 Remark |
|-------------|-----------|---------------------|------------------------------------|
| H-03A-8# | 70 | 33.25 | 配 8# 工字钢 fitting with 8# I-Steel |
| H-03A-10# | 90 | 35.25 | 配 10# 工字钢 fitting with 10# I-Steel |

XQJ-H-03C 槽钢倾斜底座
Trough-Steel Post Base



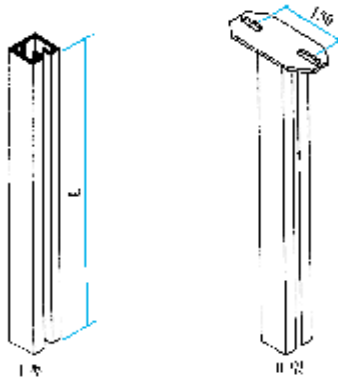
H-03C 型槽钢倾斜底座 每件单价 29.63 元
H-03C channel iron indined foundation can be linked price 29.63 yuan

XQJ-H-03D 角钢倾斜底座
Angle-Steel Tilt Base



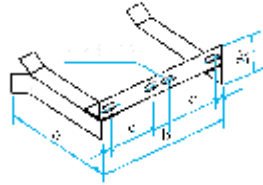
| 型号 Model | b (mm) | 单价元/件 Unit price | 备注 Remark |
|-------------|-----------|---------------------|------------------------------------|
| H-03D-8# | 70 | 29.63 | H-01D、H-01B 立柱 fitting H-01D、H-01B |

XQJ-H-01E 异型立柱
Dianeler-type Post



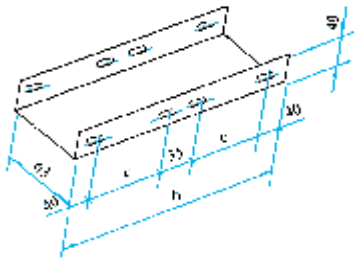
| 序号 No. | 型号 Model | 规格 L Specification | 重量 kg/件 Weight kg/pc | 备注 Remark |
|--------|----------|--------------------|----------------------|---|
| 1 | H-01E-3 | 300 | 3.05 | II 型每件加重 1.61kg additional 1.61kg per piece for Type II |
| 2 | H-01E-5 | 500 | 5.08 | |
| 3 | H-01E-8 | 800 | 8.13 | |
| 4 | H-01E-10 | 1000 | 12.20 | |
| 5 | H-01E-15 | 1500 | 18.30 | |
| 6 | H-01E-20 | 2000 | 24.40 | |

XQJ-ZJ1 型支架
XQJ-ZJ1 Frame



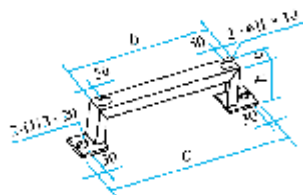
| 型号 Model | b mm | a mm | c mm | 重量 kg Weight |
|---------------------|------|------|-------|--------------|
| ZJ ₁ -2 | 250 | 250 | 280 | 4.05 |
| ZJ ₁ -3 | 350 | | | 4.59 |
| ZJ ₁ -4 | 450 | | | 4.93 |
| ZJ ₁ -5 | 550 | 7.89 | | |
| ZJ ₁ -6 | 650 | 8.64 | | |
| ZJ ₁ -10 | 1050 | 470 | | 12.10 |
| ZJ ₁ -12 | 1250 | 570 | 13.60 | |

XQJ-ZJ2 型支架
XQJ-ZJ2 Frame



| 型号 Model | b mm | c mm | 重量 kg Weight |
|---------------------|------|------|--------------|
| ZJ ₂ -2 | 250 | 280 | 1.83 |
| ZJ ₂ -3 | 350 | | 2.66 |
| ZJ ₂ -4 | 450 | | 3.29 |
| ZJ ₂ -5 | 550 | | 4.02 |
| ZJ ₂ -6 | 650 | | 4.75 |
| ZJ ₂ -10 | 1050 | | 470 |
| ZJ ₂ -12 | 1250 | 570 | 9.19 |

XQJ-ZJ3 型支架
XQJ-ZJ3 Frame

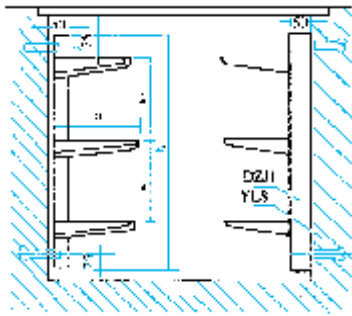


| 型号 Model | b mm | a mm | c mm | c mm | 重量 kg Weight |
|---------------------|------|------|------|------|--------------|
| ZJ ₃ -1 | 150 | 270 | 90 | 40×4 | 2.61 |
| ZJ ₃ -2 | 250 | 370 | | | 3.1 |
| ZJ ₃ -3 | 350 | 470 | 110 | 50×5 | 3.59 |
| ZJ ₃ -4 | 450 | 570 | | | 4.08 |
| ZJ ₃ -5 | 550 | 670 | | | 5.07 |
| ZJ ₃ -6 | 650 | 770 | | | 5.55 |
| ZJ ₃ -10 | 1050 | 1170 | | | 7.02 |
| ZJ ₃ -12 | 1250 | 1370 | | | 120 |

支架

Supports

电缆桥架在电缆沟内安装(一) Installation of Cable Tray Inside Cable Channel

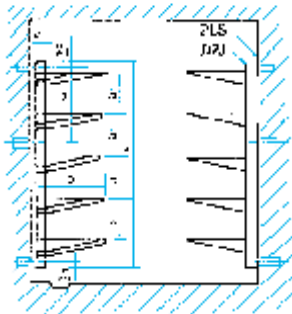


| 型号 Model | 名称 Name |
|------------------|---------------------|
| DZJ ₁ | 电缆支架 Cable shelf |
| YLS | 预埋螺栓 Anchou bolt |

电缆支架间距:
电力电缆:1000mm
控制电缆:800mm
n 为悬臂个数

| 型号 Model | n 个 | a(mm) | b(mm) | h(mm) | 单重 kg Weight(kg) |
|----------------------|-----|--|-------|--|--|
| DZJ ₁ -22 | 2 | a ₂ =240 | 210 | 390 | 3.82 |
| -23 | | | 310 | | 4.65 |
| -24 | | | 410 | | 8.08 |
| -25 | | | 510 | | 9.37 |
| -26 | | | 610 | | 10.65 |
| DZJ ₁ -32 | | | 3 | | a ₁ =180 a ₂ =240 |
| -33 | 310 | 10.01 | | | |
| -34 | 410 | 11.96 | | | |
| -35 | 510 | 13.96 | | | |
| -36 | 610 | 15.82 | | | |
| DZJ ₁ -42 | 4 | a ₁ =180 a ₂ =240×2 | | 210 | |
| -43 | | | 310 | 13.62 | |
| -44 | | | 410 | 16.22 | |
| -45 | | | 510 | 18.81 | |
| -46 | | | 610 | 21.36 | |
| DZJ ₁ -52 | | | 5 | a ₁ =180×2 a ₂ =240×2 | 210 |
| -53 | 310 | 16.95 | | | |
| -54 | 410 | 20.30 | | | |
| -55 | 510 | 23.44 | | | |
| -56 | 610 | 26.63 | | | |

电缆桥架在电缆隧道内安装(一) Installation of Cable Inside Cable Channel

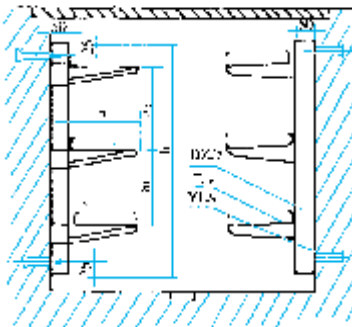


| 型号 Model | 名称 Name |
|------------------|------------------------|
| DZJ ₁ | 电缆支架 Cable shelf |
| PLS | 膨胀螺栓 expansion bolt |

电缆支架间距为:
电力电缆:1000mm
控制电缆:800mm
层间间距 a 可按用户要求供货。

| 型号 Model | n 个 | a(mm) | b (mm) | d (mm) | c(mm) | h (mm) | 单重 kg Weight(kg) |
|----------------------|-----|--|--------|--|---------------|--------------|--|
| DZJ ₁ -62 | 6 | a ₁ =180 a ₂ =240 | 210 | 385 | 56 (<56×5) | 1230 | 16.61 |
| -63 | | | 310 | | | | 20.50 |
| -64 | | | 410 | | | | 24.40 |
| -65 | | | 510 | | | | 28.29 |
| -66 | | | 610 | | | | 32.12 |
| DZJ ₁ -72 | | | 7 | | | | a ₁ =180×2 a ₂ =240×3 |
| -73 | 310 | 27.21 | | | | | |
| -74 | 410 | 31.76 | | | | | |
| -75 | 510 | 36.30 | | | | | |
| -76 | 610 | 40.77 | | | | | |
| DZJ ₁ -82 | 8 | a ₁ =180×2 a ₂ =240×4 | | 210 | 625 | 40 (<6.3) | |
| -83 | | | 310 | 31.33 | | | |
| -84 | | | 410 | 36.52 | | | |
| -85 | | | 510 | 41.71 | | | |
| -86 | | | 610 | 46.82 | | | |
| DZJ ₁ -92 | | | 9 | a ₁ =180×2 a ₂ =240×5 | | | 210 |
| -93 | 310 | 34.99 | | | | | |
| -94 | 410 | 40.83 | | | | | |
| -95 | 510 | 46.67 | | | | | |
| -96 | 610 | 52.42 | | | | | |

电缆桥架在电缆沟内安装(二) Installation of Cable Tray Inside Cable Channel

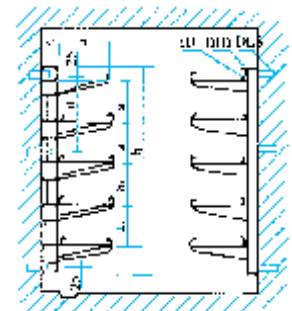


| 型号 Model | 名称 Name |
|------------------|---------------------|
| DZJ ₁ | 电缆支架 Cable shelf |
| YLS | 预埋螺栓 Anchou bolt |
| DJ ₆ | 梯架 Ladder frame |

电缆支架间距为 3000mm。
支架层间间距 a 可按用户要求供货。
n 为悬臂个数

| 型号 Model | n 个 | a(mm) | b(mm) | h(mm) | 单重 kg Weight(kg) |
|----------------------|-----|--|-------|--|--|
| DZJ ₁ -22 | 2 | a ₂ =280 | 210 | 430 | 5.72 |
| -23 | | | 310 | | 7.19 |
| -24 | | | 410 | | 8.42 |
| -25 | | | 510 | | 9.70 |
| -26 | | | 610 | | 10.98 |
| DZJ ₁ -32 | | | 3 | | a ₁ =230 a ₂ =280 |
| -33 | 310 | 10.49 | | | |
| -34 | 410 | 12.44 | | | |
| -35 | 510 | 14.44 | | | |
| -36 | 610 | 16.30 | | | |
| DZJ ₁ -42 | 4 | a ₁ =230 a ₂ =280×2 | | 210 | |
| -43 | | | 310 | 14.32 | |
| -44 | | | 410 | 16.92 | |
| -45 | | | 510 | 19.52 | |
| -46 | | | 610 | 22.07 | |
| DZJ ₁ -52 | | | 5 | a ₁ =230×2 a ₂ =280×2 | 210 |
| -53 | 310 | 17.92 | | | |
| -54 | 410 | 21.26 | | | |
| -55 | 510 | 24.41 | | | |
| -56 | 610 | 27.60 | | | |

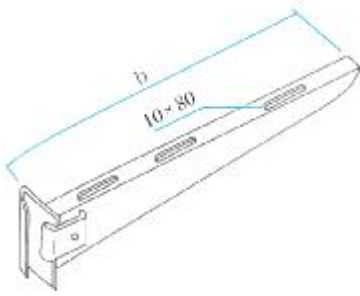
电缆桥架在电缆隧道内安装(二) Installation of Cable Inside Cable Channel



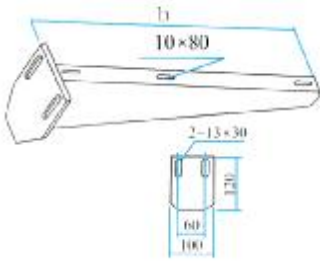
| 型号 Model | 名称 Name |
|------------------|------------------------|
| DZJ ₁ | 电缆支架 Cable shelf |
| DJ ₆ | 梯架 Ladder frame |
| PLS | 膨胀螺栓 expansion bolt |

电缆支架间距为 3000mm。
支架层间间距 a 可按用户要求供货。

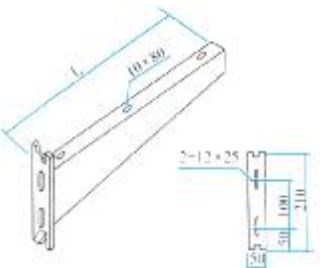
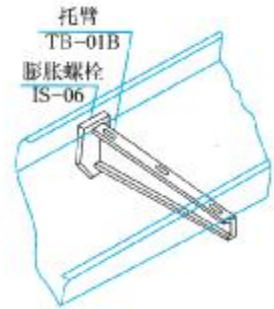
| 型号 Model | n 个 | a(mm) | b (mm) | d (mm) | c(mm) | h (mm) | 单重 kg Weight(kg) |
|----------------------|-----|--|--------|--|---------------|--------------|--|
| DZJ ₁ -62 | 6 | a ₁ =230×2 a ₂ =280×3 | 210 | 470 | 56 (□56×5) | 1450 | 17.80 |
| -63 | | | 310 | | | | 21.69 |
| -64 | | | 410 | | | | 25.59 |
| -65 | | | 510 | | | | 29.48 |
| -66 | | | 610 | | | | 33.31 |
| DZJ ₁ -72 | | | 7 | | | | a ₁ =230×2 a ₂ =280×4 |
| -73 | 310 | 29.17 | | | | | |
| -74 | 410 | 33.72 | | | | | |
| -75 | 510 | 38.26 | | | | | |
| -76 | 610 | 42.72 | | | | | |
| DZJ ₁ -82 | 8 | a ₁ =230×2 a ₂ =280×5 | | 210 | 750 | 40 (□6.3) | |
| -83 | | | 310 | 33.58 | | | |
| -84 | | | 410 | 38.78 | | | |
| -85 | | | 510 | 43.97 | | | |
| -86 | | | 610 | 49.07 | | | |
| DZJ ₁ -92 | | | 9 | a ₁ =230×2 a ₂ =280×3 | | | 210 |
| -93 | 310 | 37.62 | | | | | |
| -94 | 410 | 43.46 | | | | | |
| -95 | 510 | 49.30 | | | | | |
| -96 | 610 | 55.04 | | | | | |



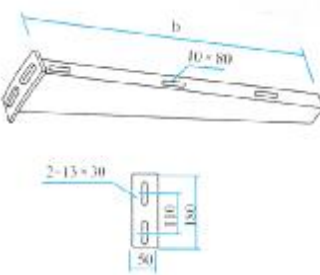
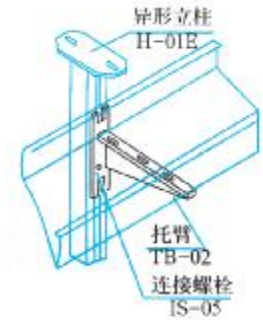
| 序号 No. | 型号 Model | 规格 b Specification | 重量 kg/件 Weight kg/pc | 备注 Remark |
|--------|------------|--------------------|----------------------|--|
| 1 | TB-01A-150 | 170 | 1.63 | 螺栓、压板配套供给、 按件计价 10.73 元 Remarks bolts and fastener available 10.76 Chinese yuan/pc |
| 2 | TB-01A-200 | 220 | 1.94 | |
| 3 | TB-01A-300 | 320 | 2.59 | |
| 4 | TB-01A-400 | 420 | 3.23 | |
| 5 | TB-01A-500 | 520 | 3.88 | |
| 6 | TB-01A-600 | 620 | 4.53 | |
| 7 | TB-01A-800 | 820 | 5.83 | |



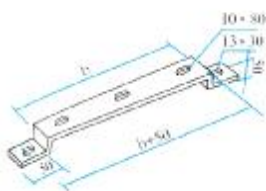
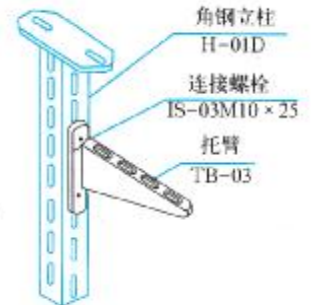
| 序号 No. | 型号 Model | 规格 b Specification | 重量 kg/件 Weight kg/pc | 备注 Remark |
|--------|------------|--------------------|----------------------|--------------------------------|
| 1 | TB-01B-150 | 170 | 1.60 | 连接螺栓 M12 Linked to bolt M12 |
| 2 | TB-01B-200 | 220 | 1.87 | |
| 3 | TB-01B-300 | 320 | 2.56 | |
| 4 | TB-01B-400 | 420 | 3.21 | |
| 5 | TB-01B-500 | 520 | 3.85 | |
| 6 | TB-01B-600 | 620 | 4.51 | |
| 7 | TB-01B-800 | 820 | 5.81 | |



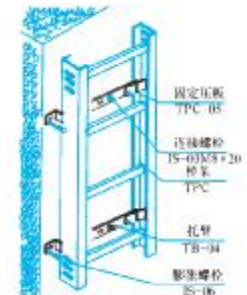
| 序号 No. | 型号 Model | 规格 b Specification | 重量 kg/件 Weight kg/pc | 备注 Remark |
|--------|-----------|--------------------|----------------------|---|
| 1 | TB-02-150 | 170 | 1.41 | 连接螺栓 IS-03 M12x35 Linked to bolts IS-03 M12x35 |
| 2 | TB-02-200 | 220 | 1.74 | |
| 3 | TB-02-300 | 320 | 2.38 | |
| 4 | TB-02-400 | 420 | 3.03 | |
| 5 | TB-02-500 | 520 | 3.67 | |
| 6 | TB-02-600 | 620 | 4.31 | |
| 7 | TB-02-800 | 820 | 5.62 | |



| 序号 No. | 型号 Model | 规格 b Specification | 重量 kg/件 Weight kg/pc | 备注 Remark |
|--------|-----------|--------------------|----------------------|---|
| 1 | TB-03-100 | 120 | 1.01 | 连接螺栓 IS-03 M12x25 Linked to bolts IS-03 M12x25 |
| 2 | TB-03-150 | 170 | 1.34 | |
| 3 | TB-03-200 | 220 | 1.66 | |
| 4 | TB-03-300 | 320 | 2.31 | |
| 5 | TB-03-400 | 420 | 2.96 | |
| 6 | TB-03-500 | 520 | 3.61 | |
| 7 | TB-03-600 | 620 | 4.25 | |
| 8 | TB-03-800 | 820 | 5.56 | |



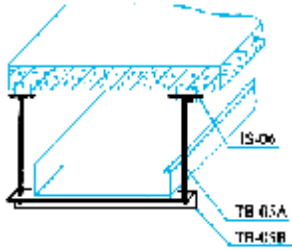
| 序号 No. | 型号 Model | 规格 b Specification | 重量 kg/件 Weight kg/pc | 备注 Remark |
|--------|-----------|--------------------|----------------------|---|
| 1 | TB-04-150 | 170 | 0.97 | 连接螺栓 IS-06/12 M12x110 Linked to bolts IS-06/12 M12x110 |
| 2 | TB-04-200 | 220 | 1.12 | |
| 3 | TB-04-300 | 320 | 1.43 | |
| 4 | TB-04-400 | 420 | 1.74 | |
| 5 | TB-04-500 | 520 | 2.03 | |
| 6 | TB-04-600 | 620 | 3.16 | |
| 7 | TB-04-800 | 820 | 3.97 | |



支架

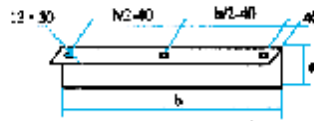
Supports

悬吊安装 Hoisting-Type Installation of Tray



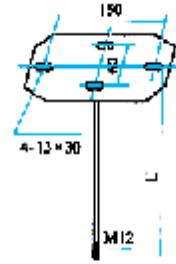
| 型号 Model | 名称 Name | 页数 Page |
|-------------|------------------------|------------|
| IS | 膨胀螺栓 Expansion bolt | |
| TPC-08 | 护罩 Cover | |
| C-01A | 桥架 Cable Tray | |
| TB-05A | 吊杆 Sling Stay | |
| TB-05B | 横梁 Beam | |

TB-05B 型横梁 TB-05B crossbeam



| 型号 Model | b(mm) | e(mm) | 重量 kg/件 Wtkg/pc |
|-------------|-------|-------|--------------------|
| TB-05B-7 | 700 | L63×6 | 4.00 |
| -10 | 1000 | | 5.72 |
| -16 | 1600 | L80×8 | 13.27 |
| -21 | 2100 | | 17.42 |

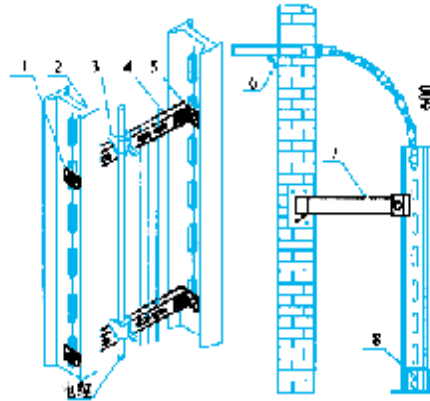
TB-05A 型吊杆 TB-05A Hoisting pole



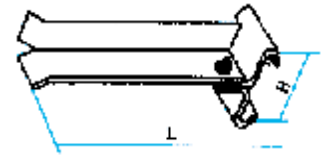
| 型号 Model | H | 重量 kg/件 Wtkg/pc |
|-------------|------|--------------------|
| TB-05A-5 | -500 | 2.32 |
| -10 | 1000 | 2.75 |
| -16 | 1500 | 3.17 |
| -21 | 2000 | 3.60 |

XQJ-ZYS 型引上装置 Hold Up Guides

| 件号 | 名称 | 型号 | 备注 |
|----|---------|-----------|----|
| 1 | 垫片 | XQJ-DP50 | |
| 2 | 工字钢 | XQJ-H-01A | |
| 3 | 电缆卡子 | XQJ-K-08 | |
| 4 | 固定板 | XQJ-HL | |
| 5 | 固定板 | XQJ-GDB3 | |
| 6 | 支架 | XQJ-ZJ2 | |
| 7 | 钳形夹板 | XQJ-QJB | |
| 8 | 工字钢立柱底座 | XQJ-H-02A | |



QJB 型钳形夹板 QJB pincerlike tong board



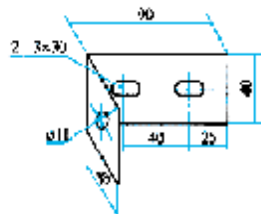
| 型号 Model | a | L | 工字钢 # | 重量 kg | 重量 kg |
|-------------|----|------|-------|-------|--------|
| QJB5-5 | 55 | 500 | 8# | 3.09 | M10×24 |
| QJB5-10 | 55 | 1000 | 10# | 5.28 | M10×24 |
| QJB6-5 | 68 | 500 | 8# | 3.3 | M10×40 |
| QJB6-10 | 68 | 1000 | 10# | 5.72 | M10×40 |

DP 型垫片 DP spacer



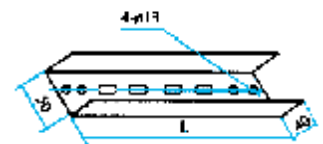
单重: 0.16kg
piece weight

GDB3 型固定板 GDB3 fixing board



单重: 0.15kg
piece weight

HL 横梁 HL cross beam

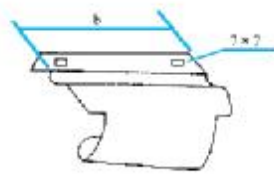


| 型号 Model | HL-5 | HL-9 | HL-12 | HL-15 |
|--------------|------|------|-------|-------|
| L | 500 | 900 | 1200 | 1500 |
| 单重 kg Weight | 2.60 | 5.10 | 6.30 | 7.20 |

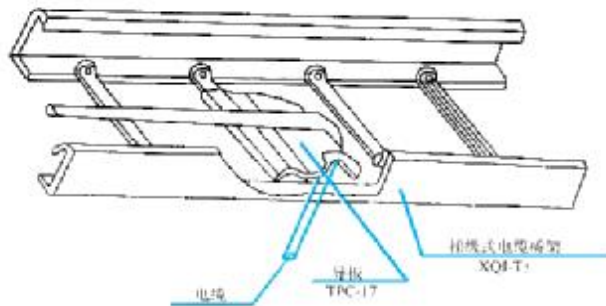
支架

Supports

电缆导板 Cable Slide Model

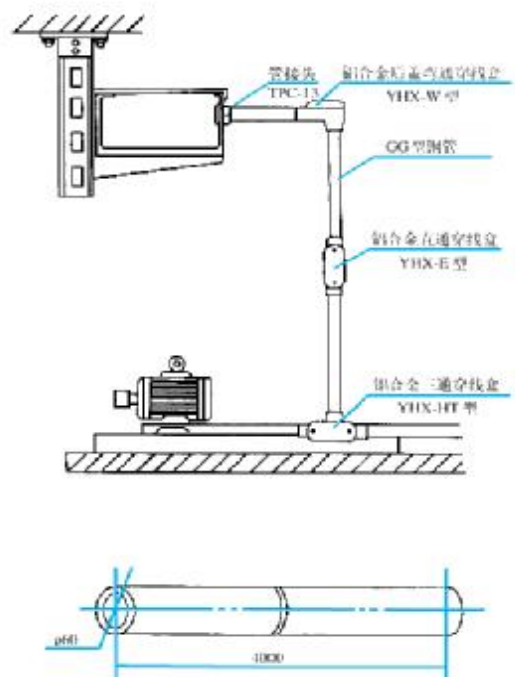


| 型号 Model | b(mm) | 单价元/件 unit price(\$) |
|-------------|-------|-------------------------|
| TPC-17-10 | 90 | 4.75 |
| TPC-17-20 | 190 | 9.63 |
| TPC-17-30 | 290 | 11.35 |
| TPC-17-40 | 390 | 14.38 |
| TPC-17-50 | 490 | 15.58 |
| TPC-17-60 | 530 | 20.43 |



电梯从梯架上引时,梯级要损伤电缆外皮,安装此板后,可达到保护电缆之目的。
The cable slide can protect from being damaged.

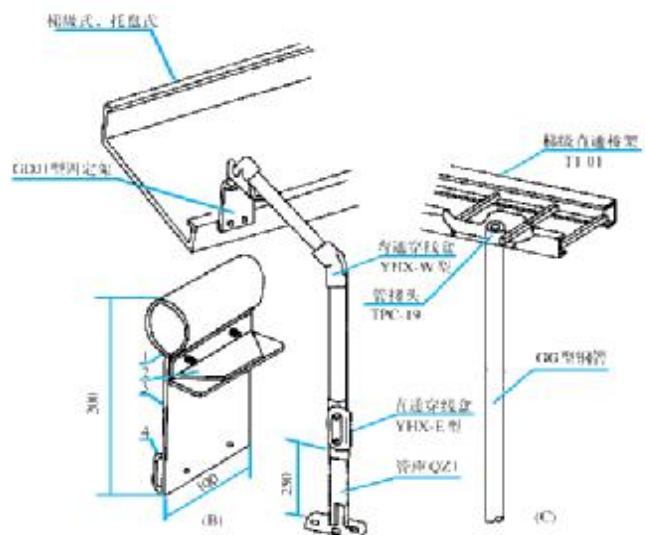
引下装置 Down-Leading Device



GG-60 型钢管
Steel Pipe Model GG-60

| 型号 Model | Φmm | 单价 kg Weight(kg) |
|-------------|-----|---------------------|
| GG-60 | 60 | 24.51 |

引下装置 Down-Leading Device



- 1-管接头 coupling
- 2-转动角铁 running angle-iron
- 3-支撑板 supporter
- GDI型固定架 Fastener Model GDI
- 4-槽型压板 XQJ-MY-II 型 channel type plate Model XQJ-MY-II

注:引线管安装可采用铝合金穿线盒,作连接钢管,穿线盒有直通、三通、左弯、右弯、后盖弯四通等。结构形式,使用穿线盒,安装方便、外形美观、是必不可少的配件,详细安装、见本厂的穿线盒说明书。

Note: Alluminium alloy threading box, functioning as connection steel pipe, may be used in the installation of conduits. The threading box, an integral spare part, falls into following categories: straight, T-joint, left joint, right joint back joint and cross. The used of threading box makes easy installation, beautiful appearance, ect. please refer to the Instruction on Threading Box for its installation.

固定件 配件

这一部分主要包括各种电缆、电缆卡子和连接、紧固螺栓等一些电缆桥架安装中所需的通用附件,供用户在订货,安装时选用。

附件部分中所有连接、紧固螺栓、电缆卡子全部镀锌,其它槽板,花盘角铁表面处理分有静电喷塑、镀锌、喷漆三种。

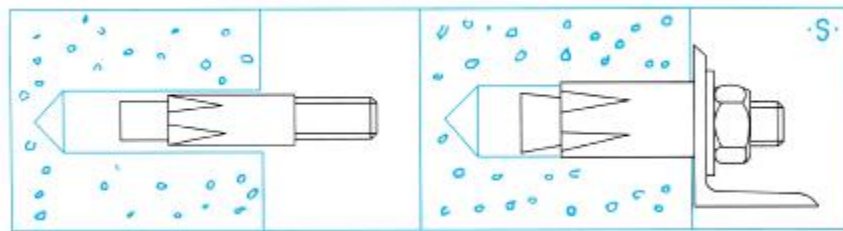
膨胀螺栓的安装见下图:

Fixed piece Fittings

The part mainly includes common accessories, such as all kinds of cables, Piping cable clips and connecting and fastening bolts needed in the cable installation.

All connecting, fastening bolts and cable clips in the accessories are zinc-plated. The surface dealing of the other channel board and faceplate angle iron is dealt with electrostatic plastics spraying, zinc-plating and paint spraying.

The installation of expansion bolts can be seen as the following picture.



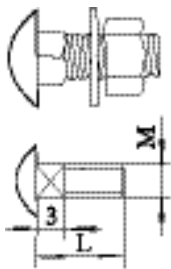
- 1.按膨胀螺栓规格选用 Z₁C₂-22 型电锥(冲击电钻)钻孔,然后插入膨胀螺栓。
 - 2.装上工件,旋紧螺母;
- 铝合金桥架所有紧固螺栓采用不锈钢。

1.First, use the Z₁C₂-22 type of electric drill to drill holes according to the specification of expansion bolts, and then insert expansion bolts.

2.Fix workpiece and then fasten the nuts.

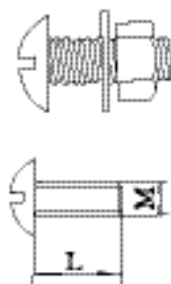
All fastening bolts of the aluminum cables are all stainless steel,

IS-01 方颈连接螺栓
Aquare neck connecting boat



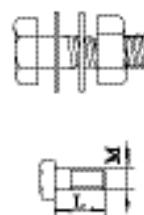
| 型号 Model | M | 备注 Remarks |
|-------------|-----|----------------|
| IS-01-6 | M6 | L=12 |
| IS-01-8 | M8 | L=16 L=20 L=25 |
| IS-01-10 | M10 | L=20 |

IS-02 半圆连接螺栓
Semicircle



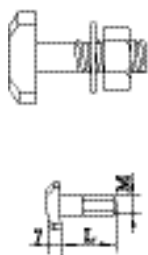
| 型号 Model | M×L | 备注 Remarks |
|-------------|-------|---------------|
| IS-02-5 | M5×22 | L=12 |
| IS-02-6 | M6×22 | |
| IS-02-8 | M8×22 | |

IS-03 六角连接螺栓
Hexgon connecting bolt



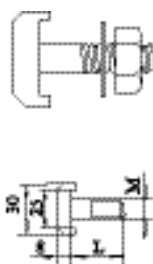
| 型号 Model | M | 备注 Remarks |
|-------------|--------|---------------|
| IS-03-8 | M8×22 | |
| IS-03-10 | M10×25 | |
| IS-03-12 | M12×30 | |

IS-04T 型螺栓
T bolt



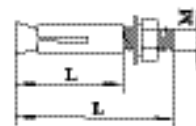
| 型号 Model | M×L | 备注 Remarks |
|-------------|--------|---------------|
| IS-04-8 | M8×30 | |
| IS-04-10 | M10×35 | |

IS-05T 型螺栓
T bolt



| 型号 Model | M×L | 备注 Remarks |
|-------------|-----|---------------|
| IS-05-8 | M8 | |
| IS-05-10 | M10 | |

IS-06 膨胀螺栓
Expanding bolt



| 型号 Model | M×L | 允许拉力 Permitted pull force |
|-------------|-------------|---|
| IS-06-6 | M6×65, 80 | 200 号混凝土 concrete 350 500 720 1000 |
| IS-06-8 | M8×80, 100 | |
| IS-06-10 | M10×95, 110 | |
| IS-06-10 | M10×125 | |
| IS-06-12 | M12×110 | |
| IS-06-12 | M12×130 | |
| IS-06-12 | M12×150 | |

FJ-01 吊板
Hoisting board



FJ-02 吊夹
Hoisting tougs

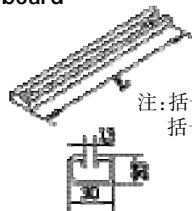


FJ-03 吊框
Hoisting frame



用于 50×50, 100×50 配线槽吊装
Fits to 50×50, 100×50 wir fittings trough

FJ-07^a/_b 槽板
Trough board

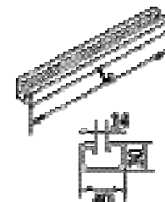


注: 括号内值为 a 型
括号外值为 b 型

用于电卡座和仪表基座
Fits to the fundation of cable and instrument

| 型号 Model | L (mm) | 备注 Remarks |
|---|--------|---------------|
| FJ-07 ^a / _b -200 | 200 | |
| FJ-07 ^a / _b -400 | 400 | |
| FJ-07 ^a / _b -600 | 600 | |
| FJ-07 ^a / _b -800 | 800 | |
| FJ-07 ^a / _b -1000 | 1000 | |

FJ-08 异型槽板
Special-shaped trough board



用于电缆卡座和仪表基座
Fits to the fundation of cable and in strument

| 型号 Model | L (mm) | 备注 Remarks |
|-------------|--------|---------------|
| FJ-08-200 | 200 | |
| FJ-08-400 | 600 | |
| FJ-08-600 | 1000 | |
| FJ-08-800 | 1500 | |
| FJ-08-1000 | 2000 | |

固定件 配件

The Fixed Fittings

FJ-09 花盘角铁
Faceplate angle iron

用于电缆卡座和仪表基座
Fits to the fundation of cable and in strument

| 型号 Model | L (mm) | 备注 Remarks |
|-------------|-----------|---------------|
| FJ-09-200 | 200 | |
| FJ-09-600 | 600 | |
| FJ-09-1000 | 1000 | |
| FJ-09-1500 | 1500 | |
| FJ-09-2000 | 2000 | |

K-01 单面电缆卡
Single face cable tong

连接螺栓 M5×22 配套供货
Connecting bolt M5×22 provided in complete sets

| 型号 Model | D | 配用电缆 Concerted Cable |
|-------------|----|-------------------------|
| FJ-01-13 | 13 | Ø10-Ø13 |
| FJ-01-17 | 17 | Ø14-Ø17 |
| FJ-01-21 | 21 | Ø14-Ø17 |
| FJ-01-25 | 25 | Ø26-Ø29 |
| FJ-01-29 | 29 | Ø26-Ø29 |

K-02 双边单根电缆卡
Doude-side single prece cable tong

连接螺栓 M5×22 配套供货
Connecting bolt M5×22 provided in complete sets.

| 型号 Model | D | 配用电缆 Concerted Cable |
|-------------|----|-------------------------|
| FJ-02-13 | 13 | Ø10-Ø13 |
| FJ-02-17 | 17 | Ø14-Ø17 |
| FJ-02-21 | 21 | Ø14-Ø17 |
| FJ-02-25 | 25 | Ø26-Ø29 |
| FJ-02-29 | 29 | Ø26-Ø29 |

K-03 双根电缆卡
Do ude piece cable tong

连接螺栓 M5×22 配套供货
Connecting bolt M5×22 provided in complete sets.

| 型号 Model | D | 配用电缆 Concerted Cable |
|-------------|----|-------------------------|
| K-03-13 | 13 | Ø10-Ø13 |
| K-03-17 | 17 | Ø14-Ø17 |
| K-03-21 | 21 | Ø14-Ø17 |
| K-03-25 | 25 | Ø26-Ø29 |
| K-03-29 | 29 | Ø26-Ø29 |

K-04 管缆卡
Qipe cale tong

连接螺栓 M5×22 配套供货
Connecting bolt M5×22 provided in complete sets.

| 型号 Model | Ø | 备注 Remarks |
|-------------|----|---|
| K-04-8 | 8 | 在少量管缆数设时作定位用。 It fits to fix position in the layment of a fow piee cable |
| K-04-10 | 10 | |
| K-04-12 | 12 | |
| K-04-14 | 14 | |
| K-04-16 | 16 | |
| K-04-18 | 18 | |
| K-04-20 | 20 | |
| K-04-22 | 22 | |

K-05 多根电缆卡
Mutipieces cable tong

连接螺栓 M5×22 配套供货
Connecting bolt M5×22 provided in complete sets.

| 型号 Model | b×h | 备注 Remarks |
|-------------|-------|---|
| K-05-50 | 50×50 | 用于电缆直径小数量多的固定 Used in thfuang of small diameter qiqe cable |
| K-05-47 | 97×47 | |
| K-05-87 | 97×87 | |

K-06 电缆卡带
Cable tong belt

| 型号 Model | 规格 Standard | 备注 Remarks |
|-------------|----------------|---------------|
| K-06-120 | 120×9 | |
| K-06-160 | 160×9 | |
| K-06-260 | 260×9 | |

K-07 电缆卡子
Cable tong

配 FJ-07 槽板
cooperating with Fj-07 trough board

| 型号 Model | 规格 Standard | 配电缆 Distribution cable | 备注 Remarks |
|-------------|----------------|---------------------------|---------------|
| K-07-30 | 30×50 | Ø15-30 | |
| K-07-50 | 50×75 | Ø30-50 | |
| K-07-75 | 75×100 | Ø50-75 | |

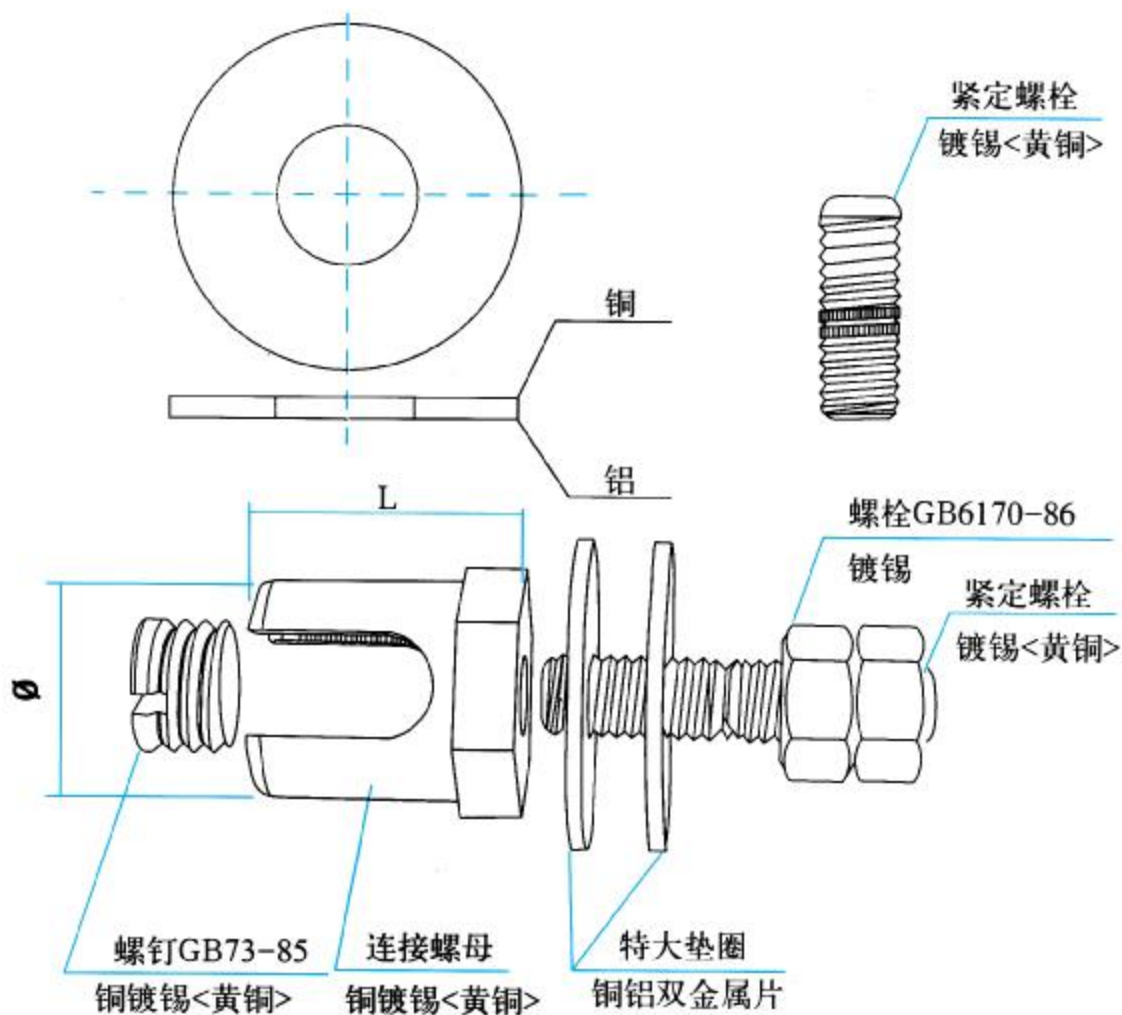
K-08 电缆卡子
Cable tong

配 FJ-08 异径槽板 Cooperating with FJ-08 diameter varied trough board
配 FJ-09 花盘角铁 Cooperating with FJ-09 diameter varied trough board

| 型号 Model | 规格 Standard | 配电缆 Distribution cable | 备注 Remarks |
|-------------|----------------|---------------------------|---------------|
| K-07-30 | 30×50 | Ø15-30 | |
| K-07-50 | 50×75 | Ø30-50 | |
| K-07-75 | 75×100 | Ø50-75 | |

紧固螺栓(一) BB1

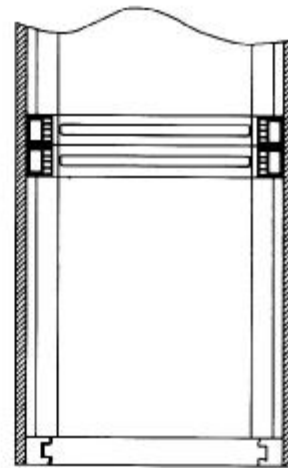
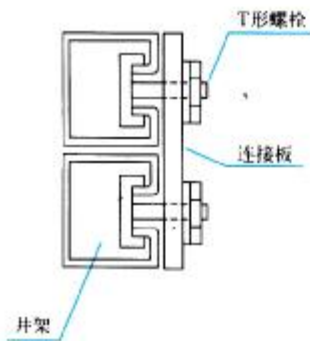
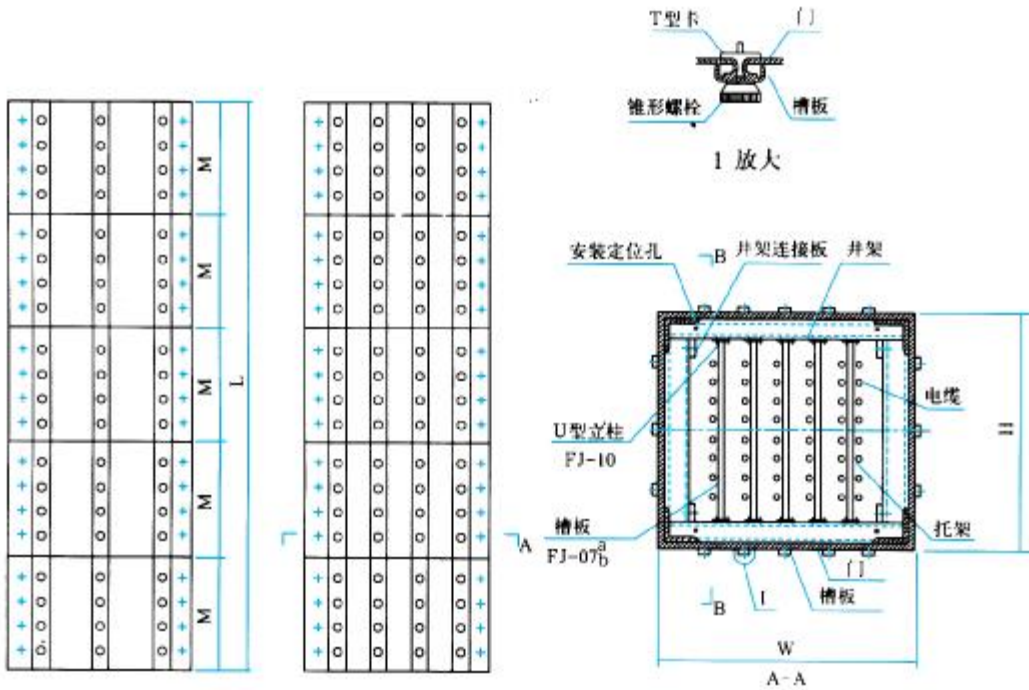
Fastening Bolts



注:本件作为桥架安装专设整体接地线之固定导体用。
订货时需另外订价。

| 序号 | 编码 | 裸铜缆截面 | 螺母 | 锁紧垫圈 | 特大垫圈 | Φ | L | 连接螺母 |
|----|-------|---------------------------------|----|------|------|------|----|-----------|
| 1 | BB1-1 | 150 ² | M6 | 6 | 6/35 | 30 | 40 | BB-16-6CN |
| 2 | BB1-2 | 70 ² | | | 6/27 | 23.8 | 30 | BB-12-6CN |
| 3 | BB1-3 | 50 ² | M6 | 6 | 6/24 | 20.8 | 26 | BB-10-6CN |
| 4 | BB1-4 | 6 ² -16 ² | | | | 16.8 | 19 | BB-6-6CN |

电缆钢制竖井 DS-01



注: a型为带防护门结构
b型为不带防护门结构

| 序号 | 规格 W * H | M | L | 重量 kg |
|----|-------------|-----|------|----------|
| 1 | 500*500 | 900 | 4500 | 787 |
| 2 | 800*500 | 900 | 4500 | 984 |
| 3 | 1000*800 | 900 | 4500 | 1230 |
| 4 | 1200*1000 | 900 | 4500 | 1758 |

订 货 须 知

尊敬的用户：

非常荣幸您能够耐心地读完我们的产品说明书，这已为我们相互间的了解奠定了初步的基础。真诚希望能给我们一次服务的机会，我们将十分高兴地为您提供热情周到的服务。

衷心欢迎您来公司、来函垂询，并期待着您的光临。衷心祈盼您能选用XQJ系列桥架，对您的一片厚爱我们将深深地感谢……当您决定选用我们产品的时候，真诚地忠告您注意如下事项：

- 1、所需桥架型号、规格、数量；
- 2、桥架配电示意图；
- 3、安装方式或安装支架清单；
- 4、表面处理喷塑颜色、电镀、热浸锌（由用户指定）。

Requirements for Ordering

Dear customers:

We are very honored that you have got through our products manual with great patience. Well begun, half done. We sincerely hope that we could offer our service for you.

You are welcome to our factory or fax us for inquiry. We will look forward to your coming all the time.

If you are interested in our XQJ Series Cable Support products and want to make your order, some details should be very clear:

- 1、The type, size and quantity for the cable supports needed;
- 2、Electricity distribution diagrams for the cable supports needed;
- 3、Schematic diagrams of mounting;
- 4、Surface treatment: plastic spraying, paint or hot-dip galvanization.


喷 塑 颜 色 色 板 Colours of plastic-spaying plates



桔纹灰 (726)
DZ-S01
Orange grey



浅驼灰
DZ-S02
Light grey




桔红
DZ-S03
Orange red



象牙白
DZ-S04
Ivory white



果绿
DZ-S05
Fruit green




银灰
DZ-S06
Silver grey

此色样仅供参考，可按客户要求订制。

Colour samples are for reference only, and colour can follow the order requirement.

用心管理 精心制造

放心使用 热心服务



江苏中昱电气有限公司

JIANGSU ZHONGYU ELECTRICAL CO.,LTD.

地址: 镇江市扬中市新坝镇南自路

电话: 0511-88209978 88209979

传真: 0511-88209977

E-mail: cms2078@163.com